

Business, Management & Finance

Business, Management & Finance Grads Get Jobs

\$45,462

average annual salary
6 months after graduation
(Class of 2019-20)



\$52,223

average annual salary
5 years after graduation
(Class of 2014-15)

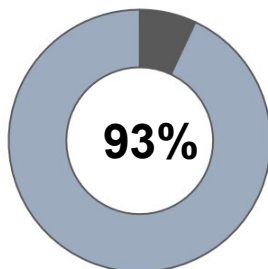
Business, Management & Finance Graduate Placement



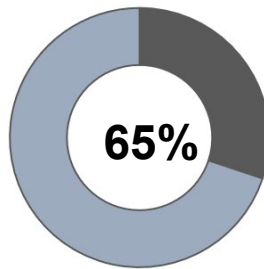
97% work in Wisconsin

87% work in Northeastern Wisconsin

80% work in FVTC's district



Graduate
employment*



In a job related
to training**

Sample companies employing graduates:

- Bergstrom
- Caravel Autism Health
- Century 21 Affiliated
- Coke-cola Bottling Service
- Community First Credit Union
- Dempsey Law Firm, LLP
- Fastenal
- High Cliff Golf and Event Center
- Kwik Trip
- Menasha Joint School District
- Northwestern Mutual
- Quality Truck Care Center
- Rawhide Youth Services
- Security Luebke Roofing

Example job titles:

- Accounting Assistant
- Business Office Assistant
- Commercial Loan Officer
- Director of Events
- General Manager
- HR Coordinator
- Legal Assistant
- Paralegal
- Procurement Specialist
- Sales Representative
- Team Lead

Business, Management & Finance

Academic Program (TD = Technical Diploma) (AAS = Associate in Applied Science)	6 months after graduation					5 yrs after graduation	
	# Grads	# Grads Providing Outcomes Data	Percent Employed*	Percent Employed Related**	Average Annual Salary	# Grads Providing Outcomes Data	Average Annual Salary
ACCOUNTING & FINANCE							
Accounting (AAS)	26	14	75%	33%	\$37,974	18	\$50,212
Accounting Assistant (TD)	33	23	100%	100%	\$33,693	8	\$36,817
Banking & Financial Services (AAS)	19	13	100%	80%	\$35,677	6	\$53,400
Bookkeeping (TD)	42	36	92%	36%	\$45,053		
ADMINISTRATIVE PROFESSIONALS							
Administrative Professional (AAS)	11	8	100%	63%	\$38,460	13	\$41,981
Medical Administrative Professional (AAS)	25	18	94%	88%	\$42,466		
Medical Office Assistant (TD)	30	25	100%	50%	\$28,874	54	\$32,804
Office Assistant (TD)	27	24	79%	64%	\$32,240	22	\$36,886
Receptionist (TD)	36	33	71%	50%	\$30,923		
BUSINESS MANAGEMENT							
Business Management (AAS)	81	40	96%	67%	\$50,219	44	\$48,798
Business Operations (TD)	23	19	100%	70%	\$37,144		
Event Management (AAS)	8	5	100%	75%	\$34,440	22	\$46,474
Human Resources (AAS)	28	15	100%	67%	\$42,211	15	\$62,056
Management Development (AAS)	6	4	100%	100%	\$64,080	14	\$73,501
Paralegal (AAS)	18	15	92%	73%	\$38,272	6	\$48,781
Supply Chain Management (AAS)	15	11	100%	80%	\$55,275	7	\$53,035
COMMUNICATIONS							
Communications, Professional (AAS)	21	14	83%	60%	\$46,639	5	\$70,096
Data not available for: Broadcast Captioning (AAS)***, Business Analyst (AAS), Court Reporting (AAS)***, Digital Court Reporter (TD), Small Business Entrepreneurship (AAS) ***Shared program							


If program had insufficient data to report 1-year averages (less than 5 graduates or less than 3 wages), 3-year averages are shown instead.
 5-year wage averages may include students who continued their education and obtained higher-level degrees.
 Wage averages may include graduates employed in the field prior to attending FVTC.
 *Of those available for employment
 **Of those who are employed

What do FVTC grads say about their program?

My experience was incredible. I would recommend it to anyone.

I think the classes were really useful in all aspects of my life, not just work. I came into the program thinking that I was not the type of person that can do college. But FVTC made it easy for me to obtain my goals, as long as I was willing to work for them.

I feel like FVTC did an excellent job of preparing me for my current role.



Satisfaction with FVTC Education