

Transportation

Transportation Grads Get Jobs

\$44,542

average annual salary
6 months after graduation
(Class of 2018-19)



\$59,203

average annual salary
5 years after graduation
(Class of 2013-14)

for FVTC graduates employed in jobs related to Transportation

Transportation Graduate Placement



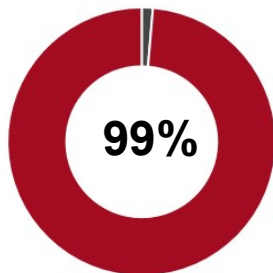
96% work in Wisconsin

73% work in Northeastern Wisconsin

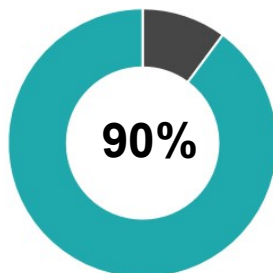
43% work in FVTC's district

Sample companies employing graduates:

- Bergstrom Automotive
- Carew Concrete
- Fabick Cat
- Gandrud Chevrolet
- Holiday Automotive
- JBS Carriers
- Matthews Tire
- MCC Inc.
- N&M Transfer
- Paper Transport, Inc.
- Penske Truck Rental
- Pierce Manufacturing
- Quality Truck Care Center
- Schneider National
- Truck Country
- V&S Midwest Carriers Corporation



Graduate
employment*



In a job related
to training**

Example job titles:

- Automotive Technician
- Body Technician
- Diesel Mechanic
- Heavy Equipment Technician
- Parts Coordinator
- Professional Driver
- Service Technician
- Truck Driver

Transportation

Academic Program (TD = Technical Diploma) (AAS = Associate in Applied Science)	6 months after graduation (Class of 2018-19)				5 yrs after graduation (Class of 2013-14)		
	# Grads	# Grads Providing Outcomes Data	Percent Employed*	Percent Employed Related**	Average Annual Salary	# Grads Providing Outcomes Data	Average Annual Salary
AUTOMOTIVE							
Auto Collision Repair & Refinishing Technician (TD)	18	9	100%	86%	\$35,038	6	\$44,680
Automotive Technician (TD)	15	9	100%	89%	\$27,878	10	\$45,347
Automotive Technician-Imports (TD)	7	4	100%	50%			
Automotive Technology (AAS)	26	17	100%	77%	\$32,240	20	\$51,313
Automotive Technology GM ASEP (AAS)	16	14	100%	85%	\$38,892	10	\$52,167
Automotive Technology-Imports (AAS)	14	9	88%	57%	\$33,280	6	\$59,750
Vehicle Refinishing & Repair Technology (AAS)	5	5	100%	100%	\$32,656	8	\$42,772
DIESEL							
Diesel Construction Equipment Service Technician (FABTECH) (TD)	36	16	94%	100%	\$41,836	5	\$51,015
Diesel Engine Service Technician (FABTECH) (TD)	14	8	100%	88%	\$42,848	5	\$60,844
Diesel Equipment Mechanic (TD)	34	30	100%	100%	\$43,446	8	\$46,276
Diesel Equipment Technology (AAS)	16	9	100%	78%	\$41,600	10	\$58,743
Diesel Power Generation & Marine Service Tech (FABTECH) (TD)	5	2	100%	100%			
TRUCK DRIVING							
Truck Driving (TD)	120	82	98%	91%	\$47,524	55	\$66,331
Data not available for: Automotive Maintenance & Light Repair Technician (TD), GM Express Service Technician (TD)							

Metrics shown in italics had insufficient data to report 1-year averages; 3-year averages are shown instead.

Wage averages may include graduates employed in the field prior to attending FVTC.

*Of those available for employment

**Of those who are employed

What do FVTC grads say about their program?

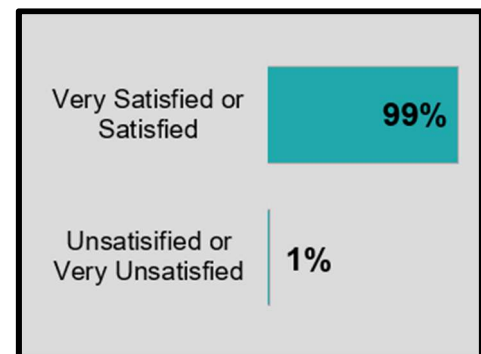
Everything about FVTC was excellent. The teachers were so very helpful.

Got me a good paying job!

The program helped me further my knowledge and provided good hands-on experiences. The classroom exercises were very realistic compared to the real world.

The instructors were wonderful and very patient.

FVTC is the best decision I have ever made.



Satisfaction with FVTC Education