

Transportation

Transportation Grads Get Jobs

\$44,542

average annual salary
6 months after graduation
(Class of 2018-19)



\$59,203

average annual salary
5 years after graduation
(Class of 2013-14)

for FVTC graduates employed in jobs related to Transportation

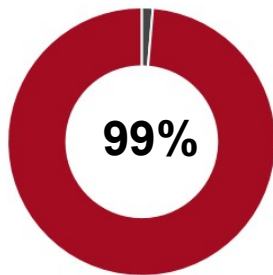
Transportation Graduate Placement



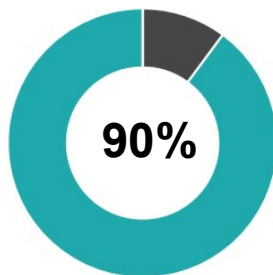
96% work in Wisconsin

73% work in Northeastern Wisconsin

43% work in FVTC's district



Graduate
employment*



In a job related
to training**

Sample companies employing graduates:

- Bergstrom Automotive
- Carew Concrete
- Fabick Cat
- Gandrud Chevrolet
- Holiday Automotive
- JBS Carriers
- Matthews Tire
- MCC Inc.
- N&M Transfer
- Paper Transport, Inc.
- Penske Truck Rental
- Pierce Manufacturing
- Quality Truck Care Center
- Schneider National
- Truck Country
- V&S Midwest Carriers Corporation

Example job titles:

- Automotive Technician
- Body Technician
- Diesel Mechanic
- Heavy Equipment Technician
- Parts Coordinator
- Professional Driver
- Service Technician
- Truck Driver

Transportation

| Academic Program (TD = Technical Diploma) (AAS = Associate in Applied Science) | 6 months after graduation (Class of 2018-19) | | | | 5 yrs after graduation (Class of 2013-14) | | |
|---|---|---------------------------------|-------------------|----------------------------|--|---------------------------------|-----------------------|
| | # Grads | # Grads Providing Outcomes Data | Percent Employed* | Percent Employed Related** | Average Annual Salary | # Grads Providing Outcomes Data | Average Annual Salary |
| AUTOMOTIVE | | | | | | | |
| Auto Collision Repair & Refinishing Technician (TD) | 18 | 9 | 100% | 86% | \$35,038 | 6 | \$44,680 |
| Automotive Technician (TD) | 15 | 9 | 100% | 89% | \$27,878 | 10 | \$45,347 |
| Automotive Technician-Imports (TD) | 7 | 4 | 100% | 50% | | | |
| Automotive Technology (AAS) | 26 | 17 | 100% | 77% | \$32,240 | 20 | \$51,313 |
| Automotive Technology GM ASEPP (AAS) | 16 | 14 | 100% | 85% | \$38,892 | 10 | \$52,167 |
| Automotive Technology-Imports (AAS) | 14 | 9 | 88% | 57% | \$33,280 | 6 | \$59,750 |
| Vehicle Refinishing & Repair Technology (AAS) | 5 | 5 | 100% | 100% | \$32,656 | 8 | \$42,772 |
| DIESEL | | | | | | | |
| Diesel Construction Equipment Service Technician (FABTECH) (TD) | 36 | 16 | 94% | 100% | \$41,836 | 5 | \$51,015 |
| Diesel Engine Service Technician (FABTECH) (TD) | 14 | 8 | 100% | 88% | \$42,848 | 5 | \$60,844 |
| Diesel Equipment Mechanic (TD) | 34 | 30 | 100% | 100% | \$43,446 | 8 | \$46,276 |
| Diesel Equipment Technology (AAS) | 16 | 9 | 100% | 78% | \$41,600 | 10 | \$58,743 |
| Diesel Power Generation & Marine Service Tech (FABTECH) (TD) | 5 | 2 | 100% | 100% | | | |
| TRUCK DRIVING | | | | | | | |
| Truck Driving (TD) | 120 | 82 | 98% | 91% | \$47,524 | 55 | \$66,331 |
| Data not available for: Automotive Maintenance & Light Repair Technician (TD), GM Express Service Technician (TD) | | | | | | | |

Metrics shown in italics had insufficient data to report 1-year averages; 3-year averages are shown instead.

Wage averages may include graduates employed in the field prior to attending FVTC.

*Of those available for employment

**Of those who are employed

What do FVTC grads say about their program?

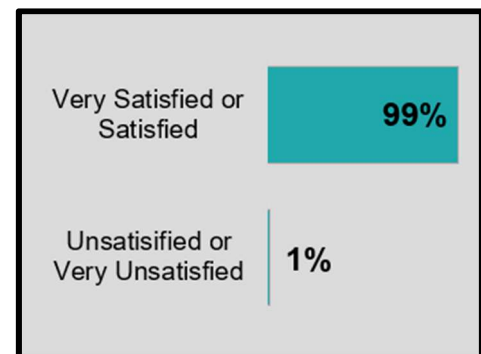
Everything about FVTC was excellent. The teachers were so very helpful.

Got me a good paying job!

The program helped me further my knowledge and provided good hands-on experiences. The classroom exercises were very realistic compared to the real world.

The instructors were wonderful and very patient.

FVTC is the best decision I have ever made.



Satisfaction with FVTC Education