

Business, Management & Finance

Business, Management & Finance Grads Get Jobs

\$42,532

average annual salary
6 months after graduation
(Class of 2018-19)



\$50,488

average annual salary
5 years after graduation
(Class of 2013-14)

for FVTC graduates employed in jobs related to
Business, Management & Finance

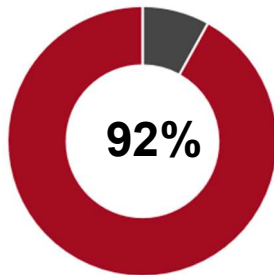
Business, Management & Finance Graduate Placement



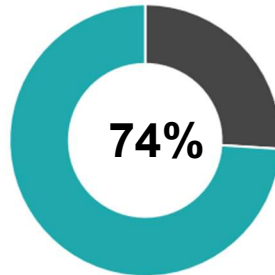
95% work in Wisconsin

90% work in Northeastern Wisconsin

83% work in FVTC's district



Graduate
employment*



In a job related
to training**

Sample companies employing graduates:

Alta Resources
Bergstrom Automotive
Community First Credit Union
J. J. Keller & Associates, Inc.
Oshkosh Corporation
Sargento Foods
Thrivent Financial
Waupaca Foundry
Werner Electric Supply

Example job titles:

Accountant
Accounting Assistant
Administrative Assistant
Assistant Manager
Business Manager
Customer Service Representative
Human Resource Assistant
Logistics Management Specialist
Medical Billing Specialist
Office Manager
Paralegal
Project Coordinator
Receptionist
Recruiter
Team Leader

Business, Management & Finance

Academic Program (TD = Technical Diploma) (AAS = Associate in Applied Science)	6 months after graduation (Class of 2018-19)					5 yrs after graduation (Class of 2013-14)	
	# Grads	# Grads Providing Outcomes Data	Percent Employed*	Percent Employed Related**	Average Annual Salary	# Grads Providing Outcomes Data	Average Annual Salary
ACCOUNTING & FINANCE							
Accounting (AAS)	51	37	94%	83%	\$41,062	20	\$46,780
Accounting Assistant (TD)	13	9	100%	80%	\$30,780	21	\$40,400
Banking & Financial Services (AAS)	20	13	91%	80%	\$35,677	9	\$44,868
Bookkeeping (TD)	43	41	85%	55%	\$34,896		
ADMINISTRATIVE PROFESSIONALS							
Administrative Professional (AAS)	16	14	73%	50%	\$24,267	12	\$42,854
Medical Administrative Professional (AAS)	11	7	86%	100%	\$45,140	49	\$34,821
Medical Office Assistant (TD)	38	28	100%	58%	\$29,435	17	\$31,363
Office Assistant (TD)	31	28	84%	69%	\$32,240	24	\$34,652
Receptionist (TD)	37	34	71%	50%	\$30,923		
ADMINISTRATIVE PROFESSIONALS							
Business Management (AAS)	105	62	89%	73%	\$43,762	50	\$51,858
Business Operations (TD)	43	33	90%	67%	\$56,458		
Event Management (AAS)	15	12	80%	63%	\$30,296	22	\$51,980
Human Resources (AAS)	34	22	100%	60%	\$43,787	10	\$57,496
Management Development (AAS)	16	15	100%	79%	\$49,421	15	\$75,633
Paralegal (AAS)	9	5	100%	60%	\$44,147		
Supply Chain Management (AAS)	16	12	92%	100%	\$48,575		
COMMUNICATIONS							
Communications, Professional (AAS)	21	15	92%	64%	\$58,147		
Data not available for: Broadcast Captioning (AAS)***, Business Analyst (AAS), Court Reporting (AAS)***, Digital Court Reporter (TD), Small Business Entrepreneurship (AAS)							

Metrics shown in italics had insufficient data to report 1-year averages; 3-year averages are shown instead.

Wage averages may include graduates employed in the field prior to attending FVTC.

*Of those available for employment

**Of those who are employed

***Shared program

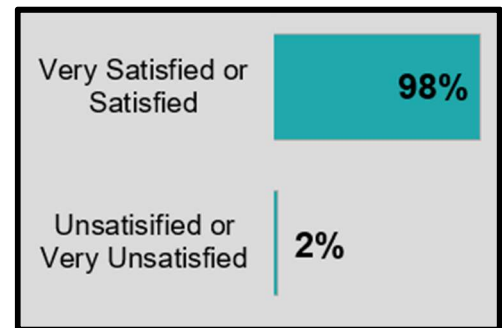
What do FVTC grads say about their program?

FVTC helped me gain the knowledge I need to change careers.

Very helpful and hands-on!

I liked the online classes and how easy it was for me to communicate with my instructors.

The degree made me more marketable and available for a promotion.



Satisfaction with FVTC Education