

Transportation

Transportation Grads Get Jobs

\$47,695

average annual salary
6 months after graduation
(Class of 2019-20)



\$61,877

average annual salary
5 years after graduation
(Class of 2014-15)

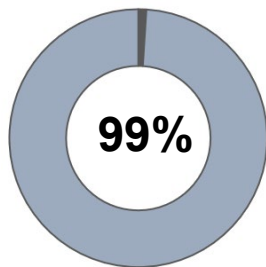
Transportation Graduate Placement



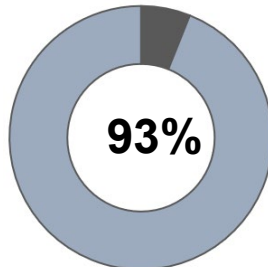
98% work in Wisconsin

81% work in Northeastern Wisconsin

49% work in FVTC's district



Graduate
employment*



In a job related
to training**

Sample companies employing graduates:

Bergstrom
Fabick Cat
Gandrud Chevrolet
Midwest Carriers
Paper Transport, Inc.
Quality Truck Care Center
Tires Plus
Veriha Trucking

Example job titles:

Equipment Operator
Diesel Mechanic
Dump Truck Driver
General Laborer
Heavy Equipment Technician
Mechanic
Service Technician
Shuttle Driver
Truck Driver

Transportation

| Academic Program (TD = Technical Diploma) (AAS = Associate in Applied Science) | 6 months after graduation | | | | | 5 yrs after graduation | |
|---|---------------------------|---------------------------------|-------------------|----------------------------|-----------------------|---------------------------------|-----------------------|
| | # Grads | # Grads Providing Outcomes Data | Percent Employed* | Percent Employed Related** | Average Annual Salary | # Grads Providing Outcomes Data | Average Annual Salary |
| AUTOMOTIVE | | | | | | | |
| Automotive Maintenance & Light Repair Technician (TD) | 40 | 35 | 100% | 71% | | | |
| Automotive Technician - Imports (TD) | 7 | 3 | 100% | 50% | | | |
| Automotive Technology (AAS) | 12 | 7 | 100% | 100% | \$35,360 | 6 | \$48,787 |
| Automotive Technology - Imports (AAS) | 12 | 8 | 100% | 67% | \$40,907 | 9 | \$56,549 |
| Automotive Technology GM ASEP (AAS) | 7 | 4 | 100% | 75% | \$41,600 | 6 | \$60,984 |
| GM Express Service Technician (TD) | 8 | 8 | 100% | 100% | | | |
| Vehicle Refinishing & Repair Technology (AAS) | 15 | 11 | 100% | 100% | \$33,560 | 6 | \$43,455 |
| DIESEL | | | | | | | |
| Diesel Construction Equipment Service Technician (FABTECH) (TD) | 33 | 11 | 91% | 100% | \$45,960 | 7 | \$47,353 |
| Diesel Equipment Mechanic (TD) | 17 | 12 | 100% | 100% | \$40,556 | 5 | \$63,160 |
| Diesel Equipment Technology (AAS) | 9 | 9 | 100% | 100% | \$50,109 | 8 | \$57,289 |
| TRUCK DRIVING | | | | | | | |
| Truck Driving (TD) | 99 | 60 | 98% | 94% | \$52,343 | 45 | \$67,819 |
| Data not available for: Auto Collision Repair & Refinishing Technician (TD), Automotive & Light Duty Truck Technician (TD), Diesel Engine Service Technician (FABTECH) (TD), Diesel Power Generation & Marine Service Tech (FABTECH) (TD) | | | | | | | |

If program had insufficient data to report 1-year averages (less than 5 graduates or less than 3 wages), 3-year averages are shown instead.
5-year wage averages may include students who continued their education and obtained higher-level degrees.

Wage averages may include graduates employed in the field prior to attending FVTC.

*Of those available for employment

**Of those who are employed

What do FVTC grads say about their program?


The instructors were very motivating and influential.

The whole class was amazing.

The program went well. I received good training and got a job at the job fair before I completed the program.

I had great interaction with my advisors.

The best thing is the amount and the variety of equipment to work on.



Satisfaction with FVTC Education