



# Performance Monitoring Report: Non-credit Programming

September 21, 2021

## Non-credit Programming Purpose

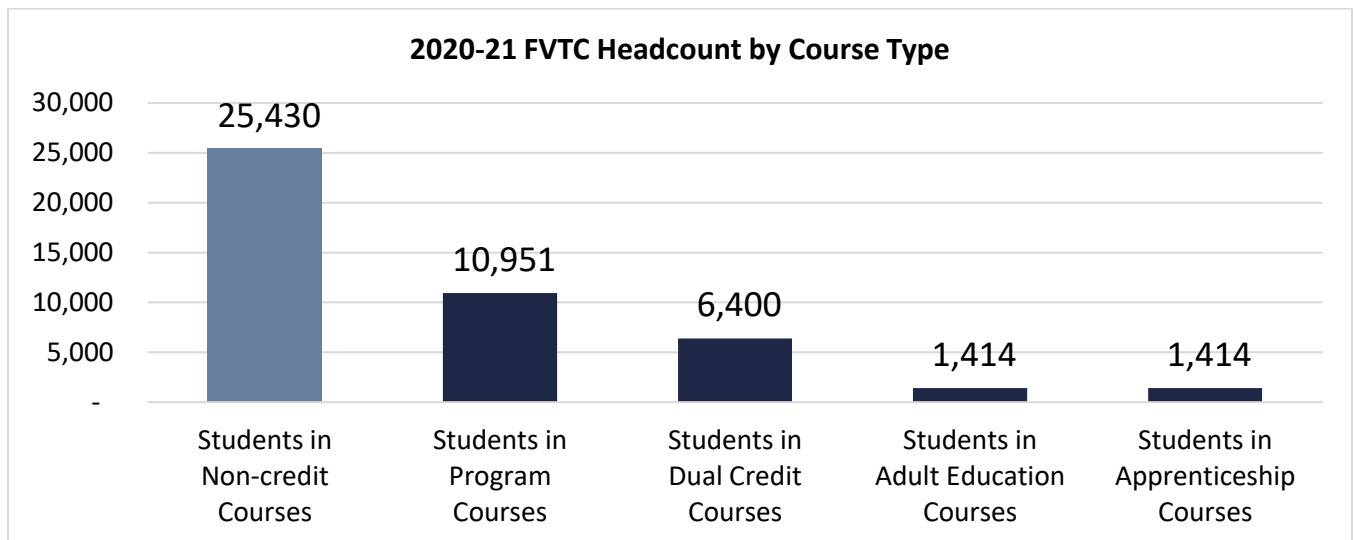
To provide training and education to upgrade the occupational skills of individuals and the business and industry workforce and provide community services and avocational or self-enrichment activities.

# Non-credit Programming Report Details for 2020-2021


## Overview

Individuals and employers turn to Fox Valley Technical College (FVTC) for a wide variety of non-credit classes in both community-based and vocational education offerings. These offerings in areas like criminal justice, CPR training, traffic safety, basic computer skills, sewing/quilting, and culinary arts are developed to meet specific community or sector needs and interests. In addition to courses, FVTC is hosting professional development conferences as a means for employees in various industries to maintain licensures and obtain continuing education units.

FVTC ranks #1 in the Wisconsin Technical College System (WTCS) for non-credit students served. While the non-credit student population at FVTC makes up the largest portion of overall students served each year, the Full-Time Equivalent (FTE) amount is relatively small because the courses are typically short-term and low in credits. (FTE is based on 30 credits per academic year.)



*Source: FVTC data warehouse query as of August 16, 2021*



## What We Do

### Courses

FVTC delivers non-credit courses in three categories:

Non-Credit Offering Categories	
Description	2020-21 Headcount
<b>General Public</b> - These educational offerings contribute to community safety, personal enrichment, and career development for the general public. In 2020-21, the highest demand courses were in the areas of traffic safety, CPR and professional development.	<b>4,086</b>
<b>Contracted &amp; State Grant-funded Training</b> - These educational offerings are designed to enhance technical skills for future employment or upgrade individuals' skills in their present occupations. Locally, 2020-21 enrollments were highest in public safety, industrial safety, EMS, fire technology, and commercial driving.	<b>6,274</b>
<b>National Criminal Justice Training Center (NCJTC)</b> – These offerings are funded by federal grants and include initiatives in the areas of AMBER Alert, Internet Crimes Against Children, Missing and Exploited Children and Sex Offender Re-entry training and technical assistance programs.	<b>15,731</b>

Source: FVTC data warehouse query as of August 16, 2021

Note: Some students took classes in more than one offering type. Headcount is distinct by type but duplicated when summed together.



Additionally, each regional center has its own distinctive offerings. The table below highlights some of the unique and popular non-credit courses by location:

Non-credit Instructional Areas Typically Offered at Regional Centers	
Regional Center	Instructional Areas
Chilton	Fire Fighter Refresher Courses, CPR, Babysitting Safety
Clintonville	Horticulture, Early Childhood Education, CPR, Traffic Safety
Oshkosh	CPR, Traffic Safety, Sewing
Waupaca	Ethnic Cooking, Crafts, Ballroom Dance, Traffic Safety, CPR
Wautoma	Wisconsin Operating Engineers – Worksite Trainer Education, EMT/CPR/First Aid

\*\*Offerings were limited due to the pandemic.

**Professional Development Conferences**

In continuation of supporting the College strategic direction of workforce and community development, the Office of Continuing Education Services has been leading college-wide efforts to support growth in continuing education, licensure/certifications, and industry events for all academic divisions.



Annual conferences are being held for continuing legal education for lawyers/paralegals, a conference for administrative professionals and new for the 2020-2021 year was a conference for substance use disorder counselors. Attendees thought the conference was very informative; however, since the conference was virtual, they missed the opportunity to meet face-to-face. These professional development conferences are growing in attendance, and the individuals are appreciative to have a local, cost-effective option.

Conference Attendance by Year			
Academic Year	Continuing Legal Education Conference	Administrative Professional Conference	Substance Use Disorder Conference
2017-18	N/A	24	N/A
2018-19	67	30	N/A
2019-20	105	33	N/A
2020-21	70	39	40

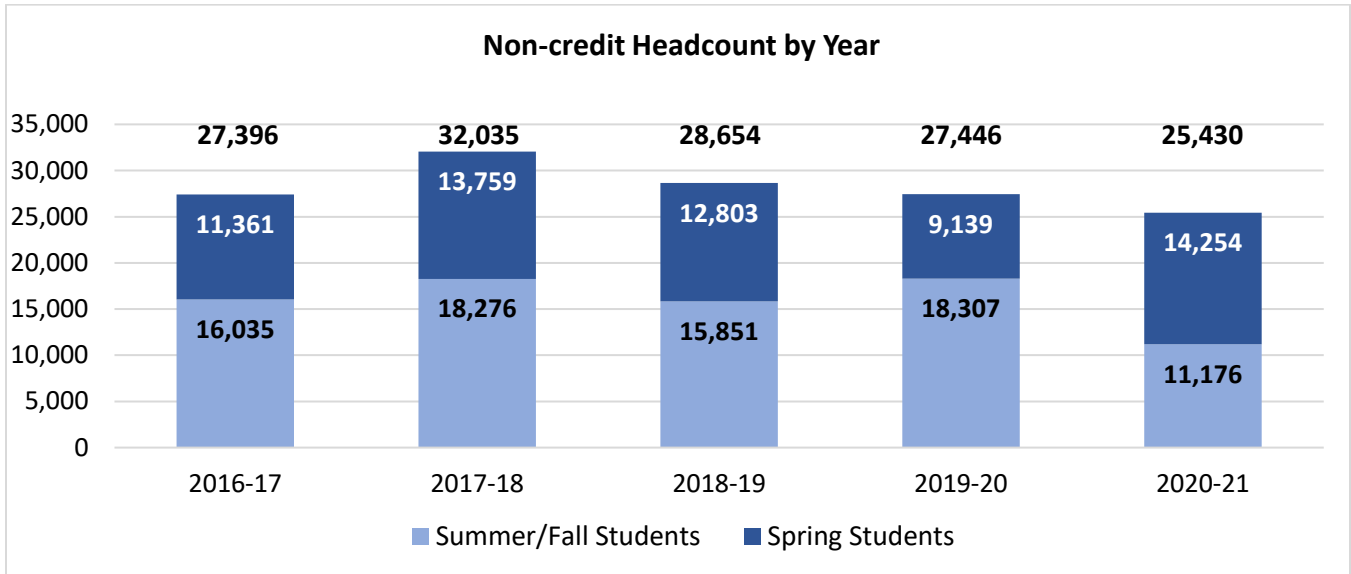
*Source: FVTC Office of Continuing Education, July 2021; 2020-21 conferences were offered virtually.*



## For Whom

### Enrollment

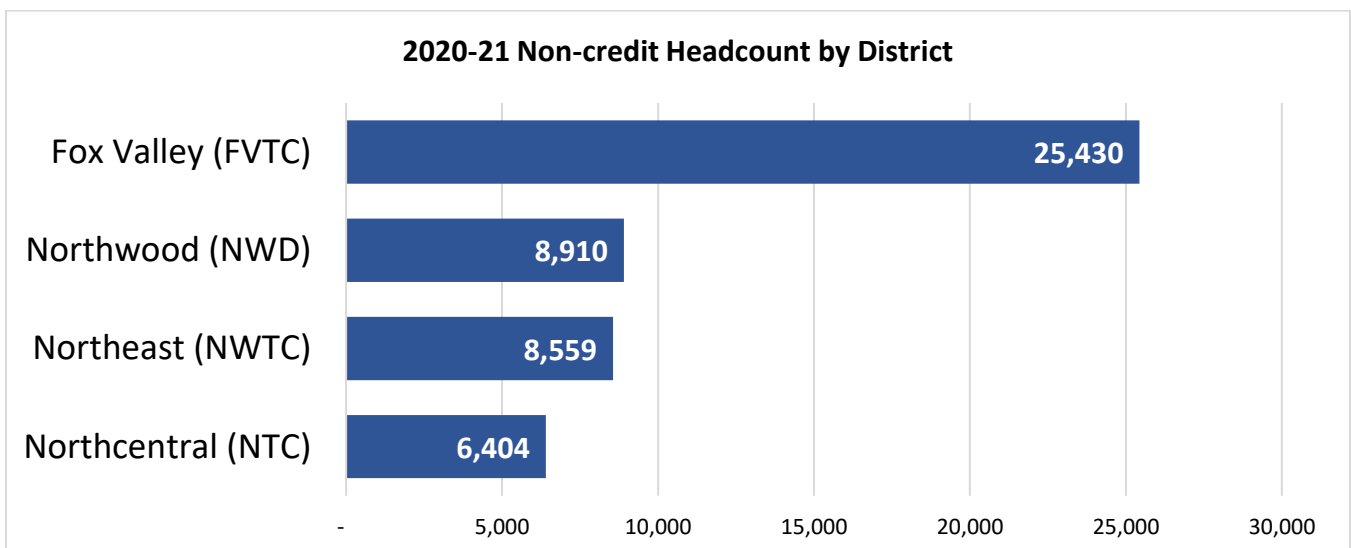
FVTC offers a wide variety of non-credit classes for professional and personal development. Non-credit student counts vary cyclically due to emergency medical services refresher classes that run on a recertification cycle of every two years. Beginning in March 2020, due to the pandemic, FVTC was forced to cancel many personal enrichment courses. Professional development courses, usually offered face-to-face, pivoted and embraced virtual technologies. As a result of the pandemic, FVTC served fewer non-credit students than anticipated.



Source: FVTC data warehouse query as of August 16, 2021

### WTCS Comparisons

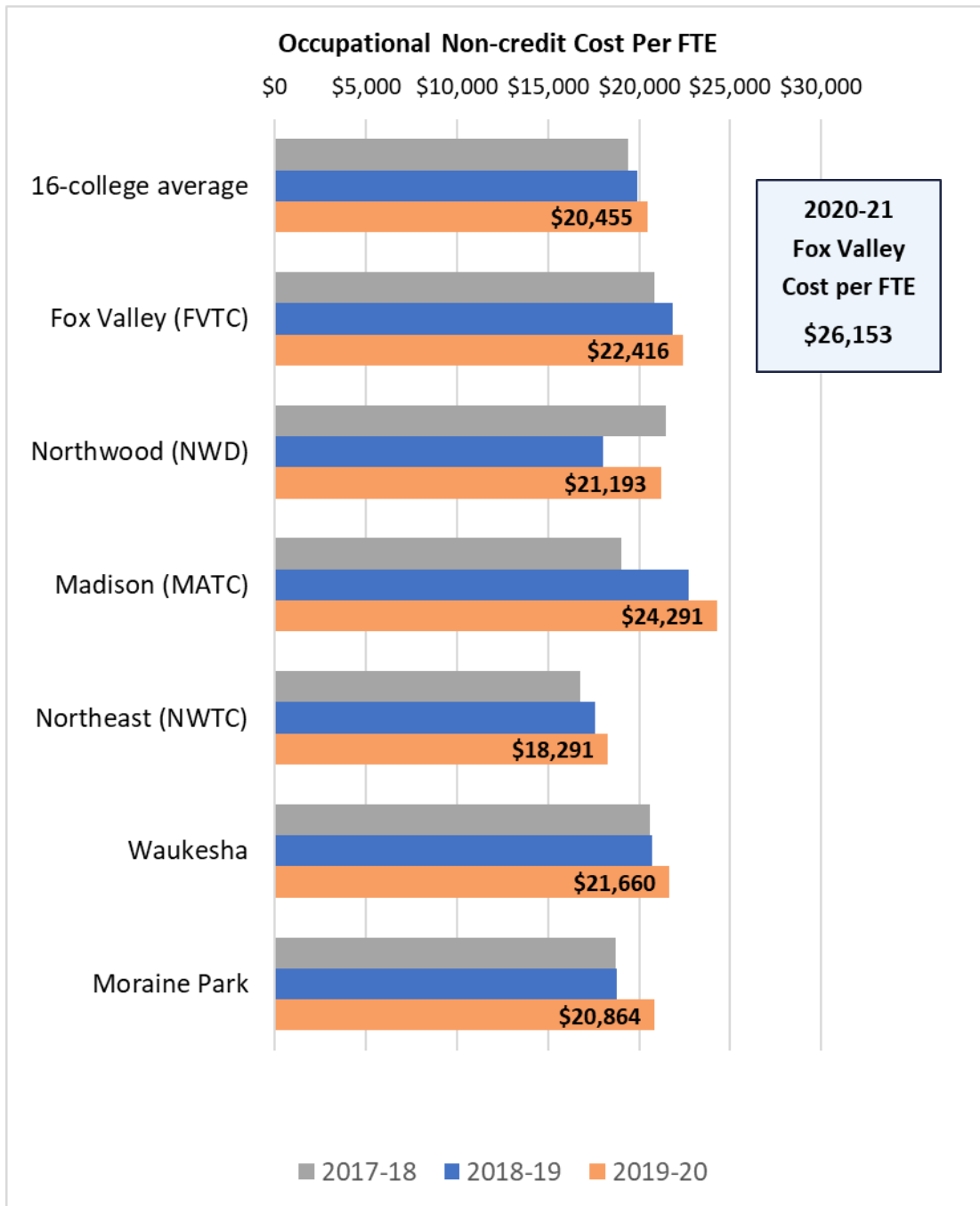
FVTC continues to significantly outpace other benchmark colleges in non-credit enrollments due to extensive contracted training and the unique area of NCJTC. Northwood Technical College (formally known as Wisconsin Indianhead Technical College) presents the next largest noncredit enrollment with 8,910 students.



Source: WTCS Client Reporting Cube as of August 16, 2021

## At What Cost

The College recoups most of the total cost of non-credit course delivery, but the funding formula varies significantly for courses that are more skills-focused versus personal enrichment. FVTC receives state aid on the FTEs generated from occupational adult classes. In contrast, there is no state aid on the FTEs generated from personal enrichment classes. The model used for pricing conferences is to cost recover expenses (speakers, hospitality, etc.) while considering the local economy. Grant-funded course expenses are covered by grants, and contracted services course expenses are covered by employers. FVTC’s cost per FTE in occupational non-credit programming is above the statewide average and second highest among benchmark colleges.



Source: FVTC Financial Services, July 2021