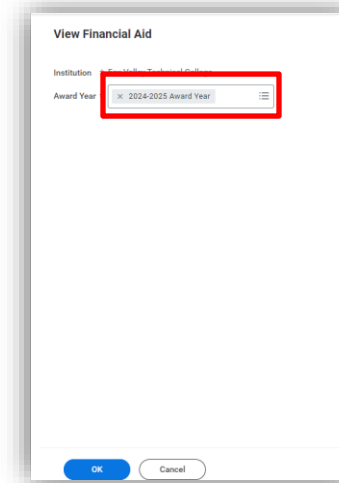
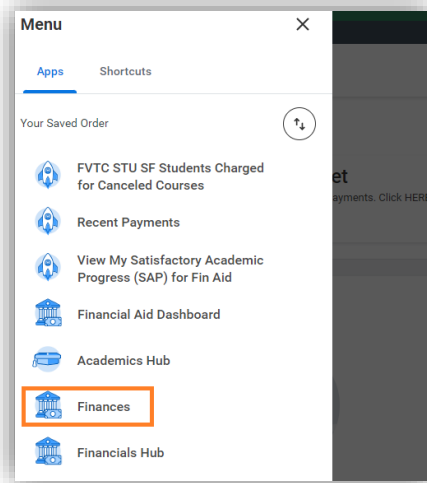


# Financial Aid: Financial Aid Offers

Student

## HOW TO VIEW FINANCIAL AID OFFERS

1. From your home page on the upper left, click **Menu > Finances.**



4. If packaged, you will see an overview of your estimated financial aid including a bar graph:

2. Click on View Financial Aid in the Financial Aid Section.

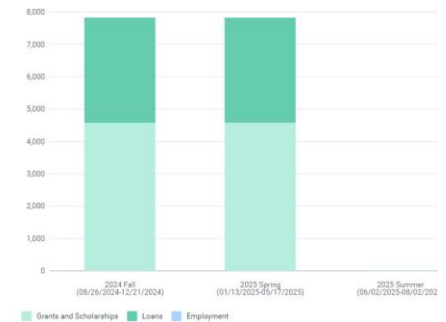
**n** Make a Payment via Nelnet  
FVTC partners with Nelnet to process student payments. Click HERE to see a list of Nelnet payment options or click the Make a Payment via Nelnet link below to make a payment.

A screenshot of a student dashboard. The dashboard has several sections: 'My Financial Aid Action Items', 'Financial Aid Application (2024-2025 Award Year)', 'Awards', 'View My Satisfactory Academic Progress (SAP) for Fin Aid', 'Account Activity' (showing 1,652.00 Total Account Balance and 0.00 Due Now), 'Outstanding Charges' (showing 0.00 Past Due, 0.00 Current Due, and 1,652.00 Future Due), 'Nelnet Instructional Videos', 'My Account', and 'Financial Aid'. The 'View Financial Aid' link under the 'Financial Aid' section is highlighted with a red box.

**View Financial Aid**

**Estimated Financial Aid**

Grants and Scholarships	9,147.00
Loans	6,500.00
Employment	0.00
<b>Total Financial Aid</b>	<b>15,647.00</b>
<b>Total Estimated Costs</b>	<b>23,170.00</b>
Out of Pocket Without Loans	14,023.00
Out of Pocket With Loans	7,523.00



## HOW TO VIEW FINANCIAL AID OFFERS (CONTINUED)

- The Financial Aid Overview tab displays your **Award Year Summary** and **Awards Breakdown**.

Academic Period	Amount Offered	Amount Accepted
2024 Fall (08/26/2024-12/21/2024)	10,524.00	7,824.00
2025 Spring (01/13/2025-05/17/2025)	10,523.00	7,823.00
2025 Summer (06/02/2025-08/02/2025)	0.00	0.00

Further down the page, you can find your Awards Breakdown by term:

Award Type	Amount Offered	Amount Accepted	Status	Anticipated Disbursement Date	Anticipated Disbursement Amount
Pell Grant	3,698.00	3,698.00	Accepted	09/10/2024	3,698.00
Wisconsin Grant	876.00	876.00	Accepted	09/10/2024	876.00
Direct Subsidized Loan	2,250.00	2,250.00	Accepted	10/23/2024	1,125.00
				09/10/2024	1,125.00
Federal Work Study	2,700.00	0.00	Declined		
Direct Unsubsidized Loan	1,000.00	1,000.00	Accepted	10/23/2024	500.00
				09/10/2024	500.00

Award Type	Amount Offered	Amount Accepted	Status	Anticipated Disbursement Date	Anticipated Disbursement Amount
Pell Grant	3,697.00	3,697.00	Accepted	01/28/2025	3,697.00
Wisconsin Grant	876.00	876.00	Accepted	01/28/2025	876.00
Direct Subsidized Loan	2,250.00	2,250.00	Accepted	03/16/2025	1,125.00
				01/28/2025	1,125.00

- The Estimated Costs tab displays your Estimated Cost Summary and Estimated Cost Breakdown for the selected award year.

Academic Period	Total Estimated Institutional Costs	Total Estimated Non-Institutional Costs
2024 Fall (08/26/2024-12/21/2024)	3,155.00	8,430.00
2025 Spring (01/13/2025-05/17/2025)	3,155.00	8,430.00

Cost Type	Estimated Institutional Costs	Estimated Non-Institutional Costs
Books	733.00	0.00
Loan Fees	0.00	43.00
Transportation	0.00	2,000.00
Board	0.00	4,574.00
Course Fees	2,422.00	0.00
Personal	0.00	1,804.00



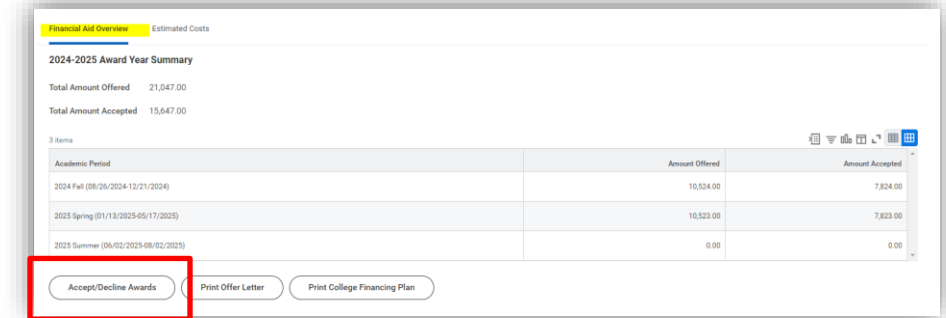
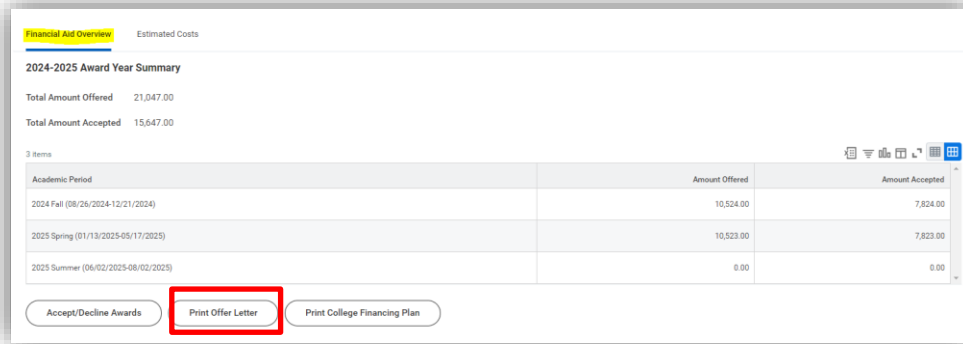
**Note:** Total Estimated Costs are your Cost of Attendance. This is an estimated amount of how much it will cost to attend college. These are not REAL costs you will have to pay FVTC. It includes estimated tuition, books & supplies, housing & food, transportation, personal expenses, etc.

# Financial Aid: Financial Aid Offers

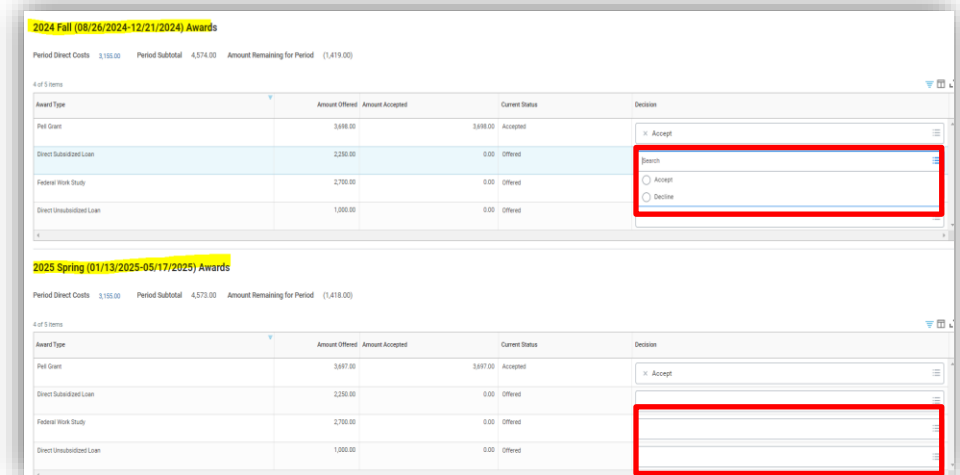
Student

## HOW TO PRINT A FINANCIAL AID OFFER LETTER

1. On the View Financial Aid Page, select the **Financial Aid Overview** tab and click on Print Offer Letter button.
2. This will generate a PDF to your notification inbox that you can print or save.



2. Choose Accept or Decline on the drop-down menu in the **Decision** field for each award type on both terms.



**Reminder:** You may also print a copy of your College Financing Plan by clicking on the **Print College Financing Plan** button.

## HOW TO ACCEPT/DECLINE FINANCIAL AID OFFER

There are **three** options to Accept/Decline Awards:

**OPTION 1:** Via your MyFVTC account:

1. While viewing your Financial Aid, click on the Financial Aid Overview tab and click on Accept/Decline Awards button.

# Financial Aid: Financial Aid Offers

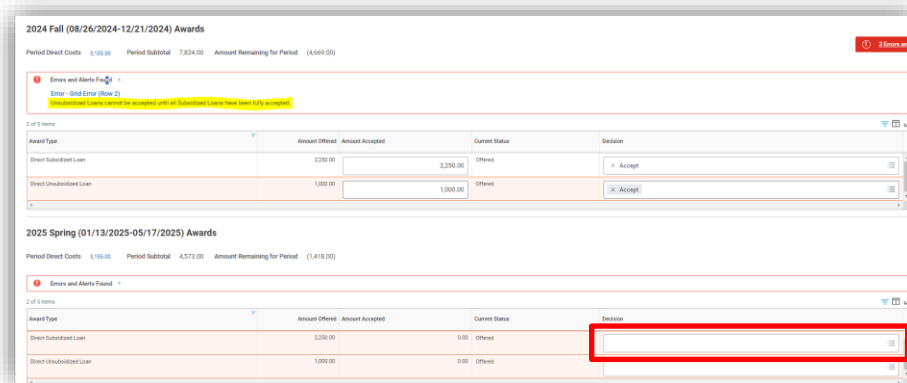
Student

## HOW TO ACCEPT/DECLINE FINANCIAL AID OFFER (CONTINUED)



**Important:** If you have both a Subsidized and Unsubsidized Loan offer for both terms, you must accept/decline the Subsidized Loan per term first; otherwise, an error will occur.

Example of error due to Subsidized Loan for Spring term decision blank:



3. You may reduce the amount you'd like to accept by entering in the dollar amount over the initial amount shown.
4. Once you have accepted/declined all offers for both terms, click **OK**.



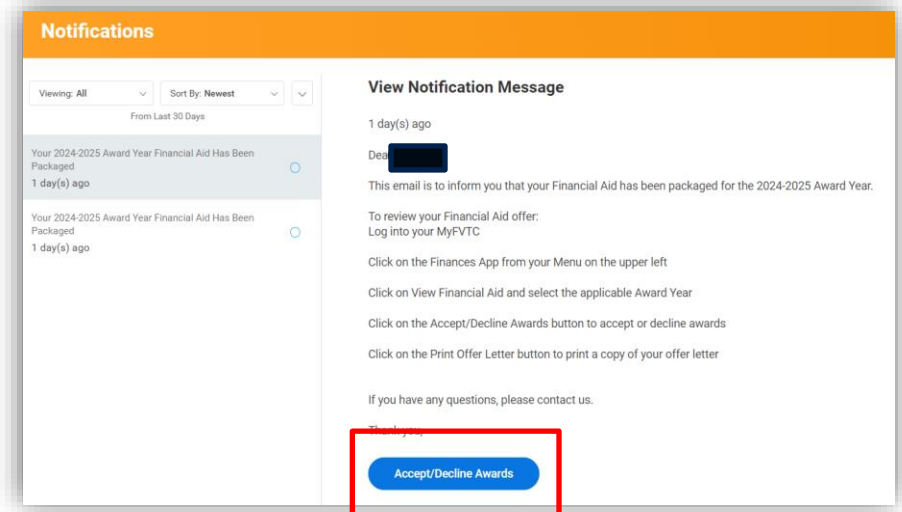
**Important:** If you decline, you will get an alert letting you know that once you decline, you won't be able to go back and accept in the future. However, you can reach out to the Financial Aid office to ask your loan or work-study to be re-offered.

### OPTION 2: Via notification

You will receive a notification in your MyFVTC account when you have been packaged for financial aid.

1. Click on the notification bell on the upper right of your home page, then the applicable notification message.
2. Click on the **Accept/Decline Awards** button to bring you to the Accept/Decline section of your awards.
3. You may need to refer to page 4 on how to accept/decline your offers.

Notification Sample:



# Financial Aid: Financial Aid Offers

Student

## HOW TO ACCEPT/DECLINE FINANCIAL AID OFFER (CONTINUED)



**Note:** Grants & Scholarships are automatically accepted.

### OPTION 3: Via email

You will receive an e-mail to your FVTC e-mail when you have been packaged for financial aid.

1. Click on the **Take Action** button to bring you to the Accept/Decline section of your awards.
2. You may need to refer to page 4 on how to accept/decline your offers.

### E-mail Sample:

