

# Spring 2017 Graduate Employment Research Report

## Employment Status for Class of 2016 and Class of 2011



# Our Grads Get Jobs!


## Education for Employment

Of the 2,652 graduates responding to our survey, 94% were employed within 6 months of graduation, and 83% were in a job related to their training.

**94%**  
Graduate  
Employment  
Rate



## 2016 Graduates' Reasons for Attending FVTC



## SALARY

**/// \$38,200 ///**  
AVERAGE STARTING SALARY  
Of A 2016 Graduate



**\\ \$47,900 //**  
AVERAGE CURRENT SALARY  
Of A 2011 Graduate

**62 programs**

**100%** graduate  
employment



# Table of Contents

Introduction & Six-Month and Five-Year Follow-up Results .....	<i>i</i>
Graduate Employment Data Analysis .....	<i>ii</i>
Summary of Six-Month Graduate Follow-up.....	<i>iii</i>
Summary of Five-Year Graduate Follow-up.....	<i>iv</i>
Wisconsin TechConnect.....	<i>v</i>
Accounting.....	1
Accounting Assistant.....	2
Administrative Professional.....	3
Aeronautics – Pilot Training.....	4
Aeronautics – Professional Pilot.....	**
Agribusiness Agronomy Technician.....	5
Agribusiness Dairy Technician.....	6
Agribusiness Management Technician.....	7
Agri-Business/Science Technology.....	8
Agriculture Equipment Service Technician.....	9
Agriculture Power Equipment.....	10
Aircraft Electronics.....	11
Airframe & Powerplant Mechanics.....	12
Alcohol & Other Drug Abuse Associate.....	13
Auto Collision Repair and Refinishing Technician.....	14
Automated Mfg. Systems Technology.....	15
Automotive Maintenance Technician.....	16
Automotive Technician.....	17
Automotive Technician – Imports.....	**
Automotive Technology.....	18
Automotive Technology – Imports.....	19
Automotive Technology GM ASEP.....	20
Banking & Financial Services.....	21
Business Management.....	22
Construction Management Technology.....	23
Construction, Residential Building.....	24
Criminal Justice – Law Enforcement Academy.....	25
Criminal Justice Studies.....	26
Culinary Arts.....	27
Dental Assistant.....	28
Dental Hygienist.....	29
Diesel Construction Equip. Service Technician (FABTECH).....	30
Diesel Engine Service Technician (FABTECH).....	31
Diesel Equipment Mechanic.....	32
Diesel Equipment Technology.....	33
Diesel Power Generation & Marine Svc. Tech (FABTECH).....	34
Early Childhood Education.....	35
Electricity.....	36
Electro-Mechanical Technology.....	37
Emergency Medical Technician.....	38
Emergency Medical Technician – Paramedic.....	39
Energy & Environmental Engineering Technology.....	40
Engineering Technology, Electrical.....	41
Engineering Technology, Electronic.....	42
Farm Business & Production Management.....	43
Farm Operation.....	44
Fire Protection Technician.....	45
Food Service Production.....	46
Forensic Science.....	47
Health Information Technology.....	48
Horticulture Technician.....	49
Horticulture/Landscape Specialist.....	50
Hospitality Management.....	51
Human Resources.....	52
Individualized Technical Studies.....	53
Industrial Engineering Technology.....	54
Industrial Maintenance Mechanic.....	**
Interior Design.....	55
Interior Design – Kitchen & Bath Design.....	56
IT – Computer Support Specialist.....	57
IT – Help Desk Support Specialist.....	58
IT – Network Specialist.....	59
IT – Network Systems Administration.....	60
IT – Software Developer.....	61
IT – Web Development & Design Specialist.....	62
Laboratory Science Assistant.....	63
Laboratory Science Technician.....	64
Machine Tool Technician.....	65
Management Development/Supervisory Management.....	66
Manufacturing Engineering Technology.....	**
Marketing.....	67
Mechanical CAD Drafting.....	68
Mechanical Design Technology.....	69
Medical Administrative Professional.....	70
Medical Assistant.....	71
Medical Coding Specialist.....	72
Medical Office Assistant.....	73
Meeting & Event Management.....	74
Natural Resources Technician.....	75
Nursing – Associate Degree.....	76
Nursing Assistant.....	77
Nursing, Practical.....	78
Occupational Therapy Assistant.....	79
Office Assistant.....	80
Outdoor Power Equipment Technician.....	81
Paralegal.....	82
Paramedic Technician.....	83
Precision Agriculture Technician.....	84
Professional Communications.....	85
Quality Engineering Technology.....	**
Safety Engineering Technology.....	86
Security and Asset Protection.....	87
Supply Chain Management.....	88
Technical Studies – Journeyworker.....	89
Truck Driving.....	90
Vehicle Refinishing & Repair Technology.....	91
Web Design.....	**
Welding Technician, Industrial.....	92
Welding, Production.....	93
Welding/Metal Fab Technician.....	**
Welding/Metal Fabrication.....	94
Wood Manufacturing Technology.....	95
<b>Shared Programs</b>	
Broadcast Captioning.....	**
Court Reporting.....	96
Pharmacy Technician.....	97
Wind Energy Technology.....	**
<b>Appendices</b>	
A – 6-month Graduate Follow-up Survey Form.....	98
B – 5-year Longitudinal Follow-up Survey Form.....	99

\*\*Insufficient graduate follow-up information

# 2017 Graduate Employment Research Report

## Summary Findings, Data and Results

This report provides a resource to monitor graduate employment success and job trends. The employment survey of graduates is conducted six months (2015-16) and five years (2010-11) after graduation. Graduate responses of job-related information regarding current salary, work hours, job title, and other information are summarized in the following results.

### SIX-MONTHS AND FIVE-YEARS AFTER GRADUATION

	Class of 2016		Class of 2011			
	6-Month		6-Month		5-Year	
Distinct Count of Graduates	2,652		2,458 <sup>1</sup>		2,507 <sup>1</sup>	
Number of Degrees Awarded	2,876		2,526		2,585	
Survey Responses	2,085	72%	1,933	77%	1,300	50%
Available for Employment	1,536	74%	1,482	77%	1,107	85%
Not in Labor Market	549	26%	451	23%	193	15%
Total Employed <sup>2</sup>	1,437	94%	1,308	88%	1,081	98%
Seeking Employment	99	6%	174	12%	26	2%
Related Employment <sup>3</sup>	1,193	83%	975	75%	776	72%
Unrelated Employment	244	17%	333	25%	305	28%
Employed in District	63%		70%		60%	
Average Yearly Salary <sup>4</sup>	\$38,192		\$33,088		\$47,892	
Average Hourly Salary <sup>4</sup>	\$18.36		\$15.91		\$23.07	

<sup>1</sup> The Class of 2011 had 49 graduates added to the pool of 2,458 completers after the six-month survey was conducted.

<sup>2</sup> The percent for Total Employed is based on the number of graduates available for employment, not the total number of degrees awarded.

<sup>3</sup> The percent for Related Employment is based on the number of graduates reporting degree-related career employment.

<sup>4</sup> Average salary is calculated for graduates employed in degree-related occupations working full-time (35 or more hours per week).

This report data reflects an individual graduate's unique employment experience and does not represent a guarantee of entry-level or future earnings in an occupational area. Employment success may be dependent upon a variety of factors such as a willingness to relocate, patience for an infrequent opening, and related job experience.

The 2017 research reports a **94% graduate employment rate**, which is in line with the 94% employment rate from last year (2014-15 graduates) and an increase from the 92% rate reported in 2015 (2013-14 graduates). The transportation and health care programs continue to have higher enrollments, graduates and employment compared to most other program areas.

Also included in this report is the benchmark of 2010-11 graduates responding with an **average five-year salary increase of 45% to \$47,892 annually**, as compared to the initial six-month average annual salary of \$33,088 reported in 2011. These graduates value a Fox Valley Technical College (FVTC) education for both beginning a career and advancing in a career, and **85% would definitely recommend an FVTC education to others**.

Published By:

Fox Valley Technical College, Division of College Effectiveness, Research & Development Department. March 2017.

Contact: Shiela Kahler, Research and Development Manager, at [kahlers@fvtc.edu](mailto:kahlers@fvtc.edu).

Report available online: [www.fvtc.edu/graduateemployment](http://www.fvtc.edu/graduateemployment)

# 2015-16 Graduate Employment Data Analysis

In 2015-16, FVTC awarded degrees and diplomas in **107** different program areas.

**62** programs experienced **100%** graduate employment.

**36** programs had 100% of employed graduates working **in degree-related jobs**.\*

The programs included in this report demonstrate the wide variety of occupational opportunities in the FVTC region and beyond. Graduates are attracted to these opportunities and pleased with their educational experience.

## 2016 graduates' satisfaction with FVTC

65% Very Satisfied

33% Satisfied

2% Less Than Satisfied

## 2016 graduates' reasons for attending FVTC

73% Job or career-related reasons

20% Preparing for further education

7% Personal or other

Programs with consistently high enrollments and a high number of graduates from year-to-year are shorter term programs of Nursing Assistant (3-18 weeks) and Truck Driving (10-12 weeks). Students in these programs are able to complete their training quickly for available jobs. Most FVTC programs require one to two years of study by design, which is often extended due to the multiple personal demands faced by the FVTC student population. Although the number of graduates varies widely by program capacity and demand, many graduates who reported being employed found jobs related to their field of study with some examples listed below.

### FVTC Program Employment Trends in Related Occupations – Six Months After Graduation

FVTC Programs	Number Graduates	Responses	Response Percent	Percent Employed	Percent Related**
Nursing Assistant	604	501	83%	91%	74%
Practical Nursing	80	50	63%	97%	94%
Nursing - Associate Degree	86	61	71%	98%	100%
Truck Driving	157	103	66%	96%	91%
Business Management	94	56	60%	96%	73%
Criminal Justice Studies	93	58	62%	90%	78%
Criminal Justice - Academy	78	52	67%	100%	90%
Emergency Medical Technician	74	55	74%	100%	62%
Production Welding	73	56	77%	94%	71%
Diesel Equipment Mechanic	53	36	68%	97%	97%

\*\*Of those who reported being employed, the percentage who are employed in an occupation relating to the academic program.

The next section highlights summary findings and is followed by individual program results listed in alphabetical order. Each program includes six-month and five-year research results, with additional information provided on the number of jobs listed by employers in the Wisconsin TechConnect employment information system.

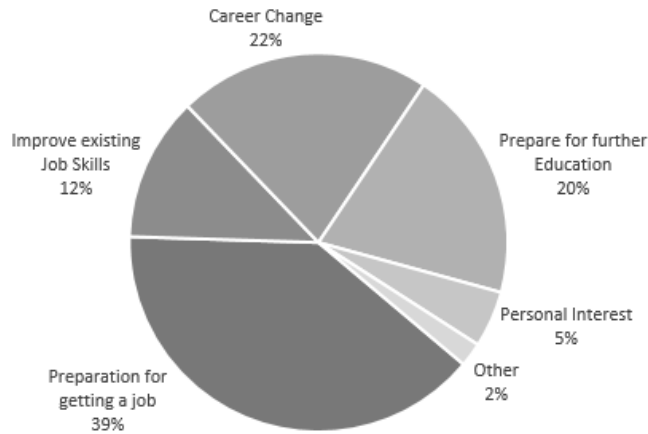
## Acknowledgement

Survey research was conducted and compiled by Andrea Bauman, Research and Survey Assistant; Laura Waurio, Research Data Analyst; and Telephone Surveyors Betty Meulemans, Linda Schroeder, Jean Reed, and Debra Buchanan. Special recognition and appreciation are extended to them for their diligent data collection, detailed calculations and informational survey results of over 5,000 graduates.

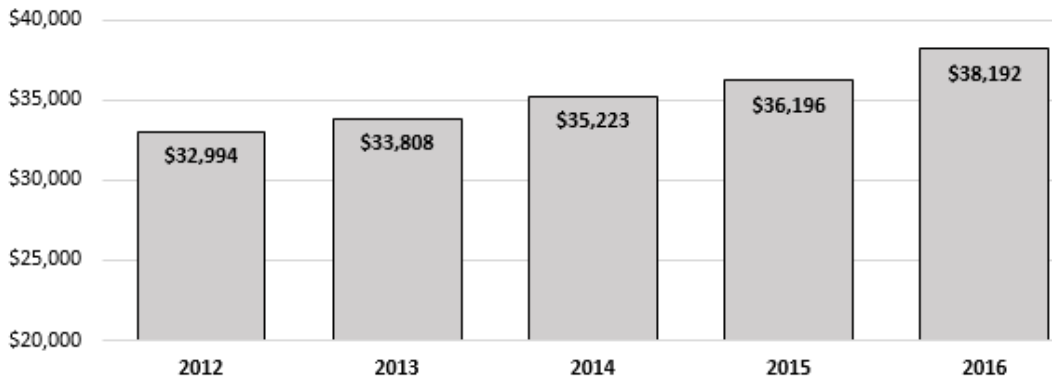
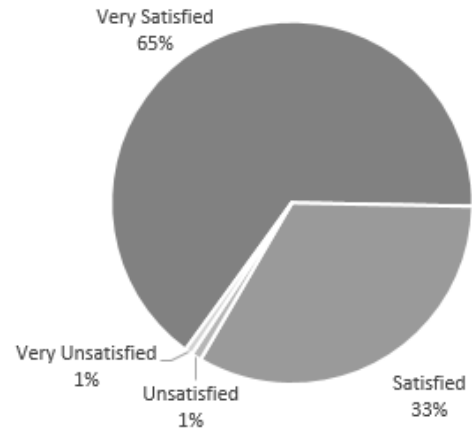
\*The 36 programs with 100% of employed graduates working in degree-related jobs includes discontinued programs not detailed in this report.

# Summary of Six-Month Graduate Follow-up

## Graduates' Primary Reason for Attending



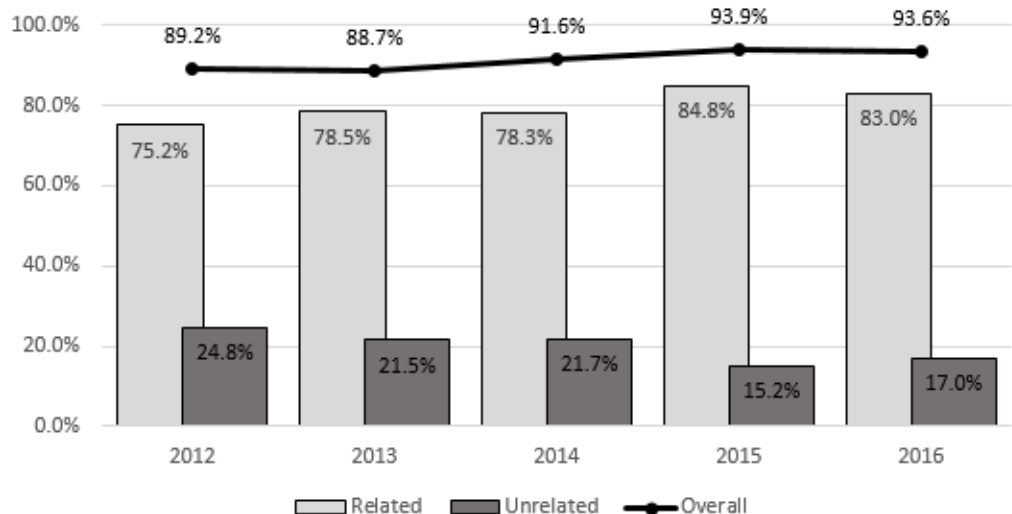
## 98% Satisfaction with Education Six-Month Follow-up



## Graduates' Average Yearly Salary

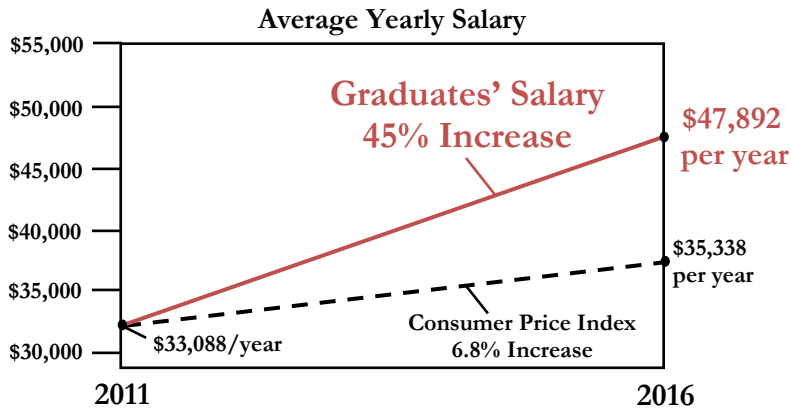
Six-Month Follow-up

## Percent of Graduates Employed Six-Months After Graduation



# Summary of Five-Year Graduate Follow-up

## Class of 2011 Average Salary Increase

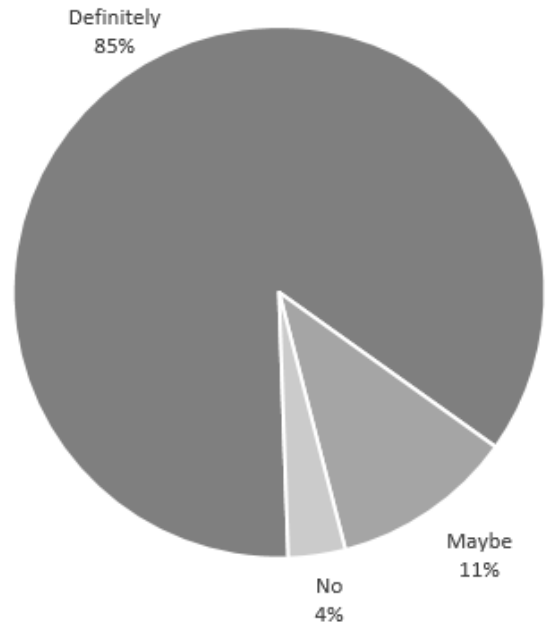


The 2011 graduates' average salary was \$33,088 six months after graduation. Average salary is calculated for graduates employed in degree-related occupations working fulltime (35 or more hours per week).

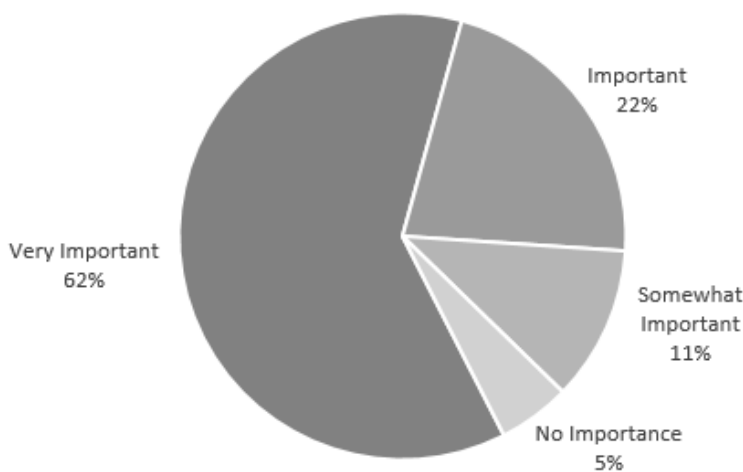
In 2016, their average annual salary was \$47,892, which was an increase of \$14,804 or 45%. If their salary increase would have been based on the Consumer Price Index, their average salary would have increased to \$35,338 or 6.8%.

*Source: Consumer Price Index for Urban Areas (CPIU) as reported by U.S. Dept. of Labor Monthly Report, Bureau of Labor Statistics.*

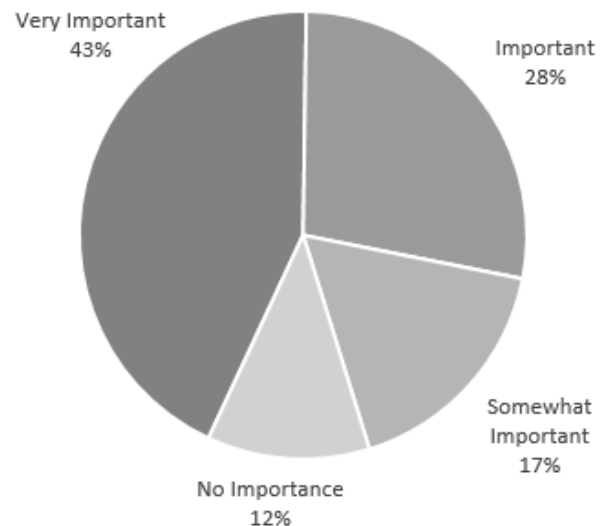
## 96% Would Recommend FVTC to Others Five-Year Follow-up



## 95% Would Rate Technical Education Important in Beginning of Career Five-Year Follow-up



## 88% Would Rate Technical Education Important in Career Advancement Five-Year Follow-up

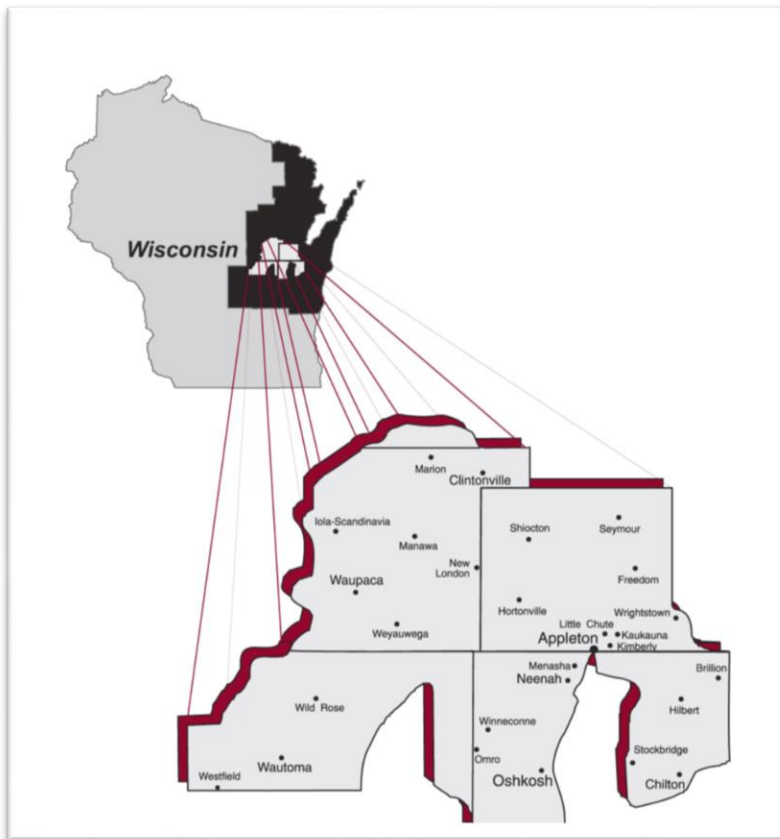


# Wisconsin TechConnect



**Wisconsin TechConnect** is Fox Valley Technical College's online job posting website for students and graduates. This employment information system is a collaborative effort among the 16 Wisconsin Technical Colleges.

The job openings listed in this report reflect job opportunities that were posted on Wisconsin TechConnect and are located in the **FVTC District** and the **New North Region**.



## New North Region

Brown, Calumet, Door, Florence, Fond du Lac, Green Lake, Kewaunee, Manitowoc, Marinette, Marquette, Menominee, Oconto, Outagamie, Shawano, Sheboygan, Waupaca, Waushara and Winnebago

## Fox Valley Technical College District

Calumet, Outagamie, Waupaca, Waushara and Winnebago counties

**Contact FVTC Employment Connections** to learn how you can use Wisconsin TechConnect to research the employment opportunities in program areas.

Visit [www.fvtc.edu/employment-connections](http://www.fvtc.edu/employment-connections) for additional information on our services.

**Appleton Campus**  
Room E135  
920-735-Jobs(5627)

**Oshkosh Riverside Campus**  
Main Office  
920-231-Jobs(5627)



# Accounting

101011

Associate in Applied Science Degree

	<b>Class of 2016 6 Months After Graduation</b>	<b>Class of 2011 6 Months After Graduation</b>	<b>Class of 2011 5 Years After Graduation</b>
Total Number of Graduates	35	34	34
Number Responding	20	30	23
Total Employed	16	24	20
Percent Employed***	84%	86%	95%
Related Employment	15	15	18
Unrelated Employment	1	9	2
Seeking Employment	3	4	1
Not in Labor Market	1	2	2
Employed in the District	13 of 16	20 of 24	13 of 20
Median Annual Salary	32,265	24,960	37,440
Average Annual Salary	33,831 (12)	26,309 (9)	39,368 (15)
Range of Annual Salary	24,960 - 45,240	22,880 - 35,000	23,920 - 60,000
Average Hourly Rate	16.26 (12)	12.65 (9)	18.93 (15)
Average Hours Per Week	40 (13)	42 (10)	39 (16)
Employed Full Time	13	10	16
Employed Part Time	2	5	2
Range of Hours Per Week	35 - 55	40 - 50	35 - 45

\*\*\* of those available for employment (number responding minus those not in the labor market)

( ) = number of graduates responding

<b>Job listed in Wisconsin TechConnect</b>	Full-time	Part-time
FVTC District (5 counties):	173	54
New North (FVTC 5 counties + 13 Northeast WI counties):	337	108
Wisconsin:	1,254	365

**Actual positions held by 2016 graduates:**

- Accountant, Christian Community Child Care Center, Oshkosh, WI
- Accounting Assistant, Boys and Girls Clubs of the Fox Valley, Appleton, WI
- Accounting Associate, Van Zeeland Oil Co., Appleton, WI
- Accounting Specialist, Tool Systems, Inc., Green Bay, WI
- Accounts Receivable/Collections, Fairchild Equipment, Inc., Green Bay, WI
- Accounts Receivable Associate, 4Imprint, Oshkosh, WI
- AR Clerk, Endries International, Brillion, WI
- Associate Accountant, Schenck SC, Appleton, WI
- Biller 2, RR Donnelley, Menasha, WI
- Content Processor, Cadre, Appleton, WI
- Lead Property Accountant, Pfefferle Companies, Inc., Appleton, WI
- Secretary, Franciscan Healthcare - Sisters of Sorrowful Mother, Oshkosh, WI
- Staff Accountant, Dynamic Drinkware, Oshkosh, WI

*Note: Salary and work hours are computed from records of respondents working 35 or more hours per week in a job related to their training.*

Fox Valley Technical College: 2017 Graduate Employment Research Report of 2015-16 Graduates

# Accounting Assistant

311011  
Technical Diploma

	<b>Class of 2016 6 Months After Graduation</b>	<b>Class of 2011 6 Months After Graduation</b>	<b>Class of 2011 5 Years After Graduation</b>
Total Number of Graduates	21	9	9
Number Responding	12	9	6
Total Employed	7	4	5
Percent Employed***	78%	67%	83%
Related Employment	6	3	3
Unrelated Employment	1	1	2
Seeking Employment	2	2	1
Not in Labor Market	3	3	-
Employed in the District	6 of 7	4 of 4	4 of 5
Median Annual Salary	29,120	-	-
Average Annual Salary	30,430 (5)	-	45,198 (3)
Range of Annual Salary	23,712 - 41,600	-	33,800 - 52,000
Average Hourly Rate	14.63 (5)	-	21.73 (3)
Average Hours Per Week	39 (5)	-	42 (3)
Employed Full Time	5	1	3
Employed Part Time	1	2	-
Range of Hours Per Week	35 - 43	-	40 - 45

\*\*\* of those available for employment (number responding minus those not in the labor market)  
( ) = number of graduates responding

<b>Job listed in Wisconsin TechConnect</b>	Full-time	Part-time
FVTC District (5 counties):	29	25
New North (FVTC 5 counties + 13 Northeast WI counties):	78	46
Wisconsin:	211	133

**Actual positions held by 2016 graduates:**

Accountant, Christian Community Child Care Center, Oshkosh, WI  
 Accounting Associate, Van Zeeland Oil Co., Appleton, WI  
 AR Clerk, Endries International, Brillion, WI  
 Assistant Manager, MotoMart, Appleton, WI  
 Purchasing Specialist/Inventory Handler, Faith Technologies, Inc., Menasha, WI

*Note: Salary and work hours are computed from records of respondents working 35 or more hours per week in a job related to their training.*

# Administrative Professional

101066  
Associate in Applied Science Degree

	<b>Class of 2016 6 Months After Graduation</b>	<b>Class of 2011 6 Months After Graduation</b>	<b>Class of 2011 5 Years After Graduation</b>
Total Number of Graduates	17	29	29
Number Responding	14	27	18
Total Employed	14	25	14
Percent Employed***	100%	100%	100%
Related Employment	14	24	13
Unrelated Employment	-	1	1
Seeking Employment	-	-	-
Not in Labor Market	-	2	4
Employed in the District	<b>11 of 14</b>	22 of 25	12 of 14
Median Annual Salary	<b>29,848</b>	27,560	38,012
Average Annual Salary	<b>29,555 (11)</b>	30,485 (14)	37,935 (8)
Range of Annual Salary	<b>23,920 - 37,440</b>	22,880 - 46,821	24,000 - 52,000
Average Hourly Rate	<b>14.21 (11)</b>	14.66 (14)	18.24 (8)
Average Hours Per Week	<b>40 (12)</b>	40 (17)	40 (11)
Employed Full Time	12	17	11
Employed Part Time	2	7	2
Range of Hours Per Week	<b>38 - 40</b>	38 - 45	40 - 45

\*\*\* of those available for employment (number responding minus those not in the labor market)  
( ) = number of graduates responding

<b>Job listed in Wisconsin TechConnect</b>	Full-time	Part-time
FVTC District (5 counties):	654	158
New North (FVTC 5 counties + 13 Northeast WI counties):	914	309
Wisconsin:	2,155	779

**Actual positions held by 2016 graduates:**

- Account Executive, WDUX Radio, Waupaca, WI
- Administrative Assistant, Best Friends of Neenah-Menasha, Neenah, WI
- Administrative Assistant, Cadre, Appleton, WI
- Administrative Assistant, CNK Cabinetry, Neenah, WI
- Administrative Assistant/AP, Miller Electric Manufacturing Co., Appleton, WI
- Administrative Professional, Badger State Ethanol, Monroe, WI
- Administrative Associate III, Winnebago County Human Services, Oshkosh, WI
- Customer Service Administrative Assistant, Steinert Printing Company, Inc., Oshkosh, WI
- Event Support Coordinator, The Marq, De Pere, WI
- Executive Assistant, Bergstrom Automotive, Oshkosh, WI
- Front Desk Receptionist, 4Imprint, Oshkosh, WI
- Human Resources Assistant, Assisted Living by Hillcrest, De Pere, WI

*Note: Salary and work hours are computed from records of respondents working 35 or more hours per week in a job related to their training.*

# Aeronautics - Pilot Training

104021  
Associate in Applied Science Degree

	<b>Class of 2016 6 Months After Graduation</b>	<b>Class of 2011 6 Months After Graduation</b>	<b>Class of 2011 5 Years After Graduation</b>
Total Number of Graduates	1	3	3
Number Responding	1	3	3
Total Employed	1	3	3
Percent Employed***	100%	100%	100%
Related Employment	1	3	3
Unrelated Employment	-	-	-
Seeking Employment	-	-	-
Not in Labor Market	-	-	-
Employed in the District	-	3 of 3	1 of 3
Median Annual Salary	-	-	-
Average Annual Salary	-	-	-
Range of Annual Salary	-	-	-
Average Hourly Rate	-	-	-
Average Hours Per Week	-	-	-
Employed Full Time	1	1	1
Employed Part Time	-	2	2
Range of Hours Per Week	-	-	-

\*\*\* of those available for employment (number responding minus those not in the labor market)  
( ) = number of graduates responding

<b>Job listed in Wisconsin TechConnect</b>	Full-time	Part-time
FVTC District (5 counties):	5	1
New North (FVTC 5 counties + 13 Northeast WI counties):	5	1
Wisconsin:	11	2

**Actual positions held by 2016 graduates:**

Corporate Pilot, Phoenix Investors, Milwaukee, WI

*Note: Salary and work hours are computed from records of respondents working 35 or more hours per week in a job related to their training.*

# Agribusiness Agronomy Technician

310064  
Technical Diploma

	<b>Class of 2016 6 Months After Graduation</b>	<i>Class of 2011 6 Months After Graduation</i>	<i>Class of 2011 5 Years After Graduation</i>
Total Number of Graduates	21		
Number Responding	19		
Total Employed	15		
Percent Employed***	100%		
Related Employment	14		
Unrelated Employment	1		
Seeking Employment	-		
Not in Labor Market	4		
Employed in the District	8 of 15		
Median Annual Salary	32,240		
Average Annual Salary	34,064 (10)		
Range of Annual Salary	20,800 - 47,000		
Average Hourly Rate	16.38 (10)		
Average Hours Per Week	48 (12)		
Employed Full Time	12		
Employed Part Time	2		
Range of Hours Per Week	40 - 55		

*This program had  
no graduates in 2010-11*

\*\*\* of those available for employment (number responding minus those not in the labor market)  
( ) = number of graduates responding

<b>Job listed in Wisconsin TechConnect</b>	Full-time	Part-time
FVTC District (5 counties):	1	0
New North (FVTC 5 counties + 13 Northeast WI counties):	2	0
Wisconsin:	4	0

**Actual positions held by 2016 graduates:**

- Agronomist, Rio Creek Feed Mill, Inc., Algoma, WI
- Agronomist/Sprayer, Country Visions Cooperative, Chilton, WI
- Agronomy Sales, CHS Larsen Cooperative, New London, WI
- Assistant Manager, Repitz Farms, Kewaunee, WI
- Crop Specialist, J&K Ag Services LLC, Kaukauna, WI
- Custom Applicator, Kettle Lake Cooperative, Random Lake, WI
- Farm Laborer, Jones Dairy Farm, Green Lake, WI
- Farm Laborer, Miller Farms, Shawano, WI
- Livestock Nutritionist, CHS Larsen Cooperative, Weyauwega, WI
- Office Administration, CHS Larsen Cooperative, New London, WI
- Seed Salesperson/Applicator, United Cooperative, Pulaski, WI
- Self-Employed, Christine's Fresh Market, Neenah, WI

*Note: Salary and work hours are computed from records of respondents working 35 or more hours per week in a job related to their training.*

# Agribusiness Dairy Technician

310065  
Technical Diploma

	<b>Class of 2016 6 Months After Graduation</b>	<i>Class of 2011 6 Months After Graduation</i>	<i>Class of 2011 5 Years After Graduation</i>
Total Number of Graduates	<b>10</b>		
Number Responding	<b>7</b>		
Total Employed	<b>5</b>		
Percent Employed***	<b>100%</b>		
Related Employment	<b>4</b>		
Unrelated Employment	<b>1</b>		
Seeking Employment	<b>-</b>		
Not in Labor Market	<b>2</b>		
Employed in the District	<b>2 of 5</b>		
Median Annual Salary	<b>-</b>		
Average Annual Salary	<b>-</b>		
Range of Annual Salary	<b>-</b>		
Average Hourly Rate	<b>-</b>		
Average Hours Per Week	<b>53 (3)</b>		
Employed Full Time	<b>3</b>		
Employed Part Time	<b>1</b>		
Range of Hours Per Week	<b>40 - 70</b>		

*This program had  
no graduates in 2010-11*

\*\*\* of those available for employment (number responding minus those not in the labor market)  
( ) = number of graduates responding

<b>Job listed in Wisconsin TechConnect</b>	Full-time	Part-time
FVTC District (5 counties):	11	0
New North (FVTC 5 counties + 13 Northeast WI counties):	16	0
Wisconsin:	19	0

**Actual positions held by 2016 graduates:**

- Corporate Salesman, Simon Specialty Cheese, Little Chute, WI
- Herdsmen, Weishaar Family Farms, Westfield, WI
- Livestock Nutritionist, CHS Larsen Cooperative, Weyauwega, WI

*Note: Salary and work hours are computed from records of respondents working 35 or more hours per week in a job related to their training.*

# Agribusiness Management Technician

310066  
Technical Diploma

	<b>Class of 2016 6 Months After Graduation</b>	<i>Class of 2011 6 Months After Graduation</i>	<i>Class of 2011 5 Years After Graduation</i>
Total Number of Graduates	<b>30</b>		
Number Responding	<b>24</b>		
Total Employed	<b>20</b>		
Percent Employed***	<b>100%</b>		
Related Employment	<b>18</b>		
Unrelated Employment	<b>2</b>		
Seeking Employment	<b>-</b>		
Not in Labor Market	<b>4</b>		
Employed in the District	<b>10 of 20</b>		<i>This program had no graduates in 2010-11</i>
Median Annual Salary	<b>24,960</b>		
Average Annual Salary	<b>28,880 (13)</b>		
Range of Annual Salary	<b>16,000 - 45,000</b>		
Average Hourly Rate	<b>13.88 (13)</b>		
Average Hours Per Week	<b>51 (16)</b>		
Employed Full Time	<b>16</b>		
Employed Part Time	<b>2</b>		
Range of Hours Per Week	<b>35 - 80</b>		

\*\*\* of those available for employment (number responding minus those not in the labor market)

( ) = number of graduates responding

<b>Job listed in Wisconsin TechConnect</b>	Full-time	Part-time
FVTC District (5 counties):	1	0
New North (FVTC 5 counties + 13 Northeast WI counties):	1	0
Wisconsin:	3	0

**Actual positions held by 2016 graduates:**

Agri-Lending, Fox Communities Credit Union, New London, WI  
 Agronomist, Rio Creek Feed Mill, Inc., Algoma, WI  
 Agronomist/Sprayer, Country Visions Cooperative, Chilton, WI  
 Agronomy Sales, CHS Larsen Cooperative, New London, WI  
 Conservation & Safety Manager, Holsum Dairy, Hilbert, WI  
 Corporate Salesman, Simon Specialty Cheese, Little Chute, WI  
 Crop Specialist, J&K Ag Services LLC, Kaukauna, WI  
 Farm Hand - Harvest Crew Member, Keller Brothers Harvesting, Ellis, KS  
 Farm Hand, Family Farm, Greenleaf, WI  
 Farm Laborer, Jones Dairy Farm, Green Lake, WI  
 Farm Laborer, Miller Farms, Shawano, WI  
 Herdsman, Weishaar Family Farms, Westfield, WI  
 Livestock Nutritionist, CHS Larsen Cooperative, Weyauwega, WI  
 Office Administration, CHS Larsen Cooperative, New London, WI  
 Oil Delivery Sales, Insight Farm Services, Antigo, WI  
 Self-Employed, Christine's Fresh Market, Neenah, WI

*Note: Salary and work hours are computed from records of respondents working 35 or more hours per week in a job related to their training.*

# Agri-Business/Science Technology

100062  
Associate in Applied Science Degree

	<b>Class of 2016 6 Months After Graduation</b>	<b>Class of 2011 6 Months After Graduation</b>	<b>Class of 2011 5 Years After Graduation</b>
Total Number of Graduates	26	8	8
Number Responding	20	6	4
Total Employed	17	4	4
Percent Employed***	100%	100%	100%
Related Employment	15	4	4
Unrelated Employment	2	-	-
Seeking Employment	-	-	-
Not in Labor Market	3	2	-
Employed in the District	9 of 17	2 of 4	2 of 4
Median Annual Salary	29,120	23,400	-
Average Annual Salary	30,596 (11)	25,950 (4)	54,167 (3)
Range of Annual Salary	20,800 - 45,000	12,000 - 45,000	47,500 - 65,000
Average Hourly Rate	14.71 (11)	12.48 (4)	26.04 (3)
Average Hours Per Week	50 (14)	56 (4)	54 (4)
Employed Full Time	14	4	4
Employed Part Time	1	-	-
Range of Hours Per Week	40 - 70	45 - 70	48 - 60

\*\*\* of those available for employment (number responding minus those not in the labor market)  
( ) = number of graduates responding

<b>Job listed in Wisconsin TechConnect</b>	Full-time	Part-time
FVTC District (5 counties):	5	3
New North (FVTC 5 counties + 13 Northeast WI counties):	11	3
Wisconsin:	41	8

**Actual positions held by 2016 graduates:**

Agronomist, Rio Creek Feed Mill, Inc., Algoma, WI  
 Agronomist/Sprayer, Country Visions Cooperative, Chilton, WI  
 Agronomy Sales, CHS Larsen Cooperative, Readfield, WI  
 Conservation & Safety Manager, Holsum Dairy, Hilbert, WI  
 Corporate Salesman, Simon Specialty Cheese, Little Chute, WI  
 Crop Specialist, J&K Ag Services LLC, Kaukauna, WI  
 Farm Hand, Family Farm, Greenleaf, WI  
 Farm Laborer, Jones Dairy Farm, Green Lake, WI  
 Farm Laborer, Miller Farms, Shawano, WI  
 Herdsman, Weishaar Family Farms, Westfield, WI  
 Livestock Nutritionist, CHS Larsen Cooperative, Weyauwega, WI  
 Office Administration, CHS Larsen Cooperative, New London, WI  
 Oil Delivery Sales, Insight Farm Services, Antigo, WI  
 Self-Employed, Christine's Fresh Market, Neenah, WI

*Note: Salary and work hours are computed from records of respondents working 35 or more hours per week in a job related to their training.*



# Agriculture Equipment Service Technician

310032  
Technical Diploma

	<b>Class of 2016 6 Months After Graduation</b>	<i>Class of 2011 6 Months After Graduation</i>	<i>Class of 2011 5 Years After Graduation</i>
Total Number of Graduates	19		
Number Responding	10		
Total Employed	8		
Percent Employed***	89%		
Related Employment	6		
Unrelated Employment	2		
Seeking Employment	1		
Not in Labor Market	1		
Employed in the District	4 of 8		
Median Annual Salary	29,120		<i>This program had no graduates in 2010-11</i>
Average Annual Salary	29,320 (6)		
Range of Annual Salary	20,800 - 39,520		
Average Hourly Rate	14.10 (6)		
Average Hours Per Week	54 (6)		
Employed Full Time	6		
Employed Part Time	-		
Range of Hours Per Week	40 - 70		

\*\*\* of those available for employment (number responding minus those not in the labor market)  
( ) = number of graduates responding

<b>Job listed in Wisconsin TechConnect</b>	Full-time	Part-time
FVTC District (5 counties):	36	10
New North (FVTC 5 counties + 13 Northeast WI counties):	38	10
Wisconsin:	48	10

**Actual positions held by 2016 graduates:**

- Farm Mechanic, Skyline Acres LLC, Merrill, WI
- Farmer, S&L Goebel Farm, Fond du Lac, WI
- Maintenance Worker, Milk-N-More Harvesting LLC, Cecil, WI
- Mechanic, Lunda Construction Company, Hilbert, WI
- Service Tech, Ballweg Implement, Beaver Dam, WI
- Service Technician, Weyers Equipment Inc., Kaukauna, WI

*Note: Salary and work hours are computed from records of respondents working 35 or more hours per week in a job related to their training.*

# Agriculture Power Equipment

100032  
Associate in Applied Science Degree

	<b>Class of 2016 6 Months After Graduation</b>	<i>Class of 2011 6 Months After Graduation</i>	<i>Class of 2011 5 Years After Graduation</i>
Total Number of Graduates	10		
Number Responding	7		
Total Employed	5		
Percent Employed***	71%		
Related Employment	5		
Unrelated Employment	-		
Seeking Employment	2		
Not in Labor Market	-		
Employed in the District	3 of 5	<i>This program had insufficient graduate data for 2010-11</i>	
Median Annual Salary	31,200		
Average Annual Salary	28,912 (5)		
Range of Annual Salary	20,800 - 32,760		
Average Hourly Rate	13.90 (5)		
Average Hours Per Week	56 (5)		
Employed Full Time	5		
Employed Part Time	-		
Range of Hours Per Week	40 - 70		

\*\*\* of those available for employment (number responding minus those not in the labor market)

( ) = number of graduates responding

**Note:** Salaries include commission but exclude bonuses or product discounts associated with sales positions.

<b>Job listed in Wisconsin TechConnect</b>	Full-time	Part-time
FVTC District (5 counties):	8	0
New North (FVTC 5 counties + 13 Northeast WI counties):	11	1
Wisconsin:	14	1

**Actual positions held by 2016 graduates:**

- Farmer, S&L Goebel Farm, Fond du Lac, WI
- Maintenance Worker, Milk-N-More Harvesting LLC, Cecil, WI
- Mechanic, Gruett's Power Center, Potter, WI
- Service Technician, Weyers Equipment Inc., Kaukauna, WI
- Technician, Gruett's New Holland, New Holstein, WI

*Note: Salary and work hours are computed from records of respondents working 35 or more hours per week in a job related to their training.*

# Aircraft Electronics

104022  
Associate in Applied Science Degree

	<b>Class of 2016 6 Months After Graduation</b>	<b>Class of 2011 6 Months After Graduation</b>	<b>Class of 2011 5 Years After Graduation</b>
Total Number of Graduates	14	8	8
Number Responding	12	6	4
Total Employed	2	4	4
Percent Employed***	67%	100%	100%
Related Employment	1	4	4
Unrelated Employment	1	-	-
Seeking Employment	1	-	-
Not in Labor Market	9	2	-
Employed in the District	1 of 2	2 of 4	3 of 4
Median Annual Salary	-	36,681	-
Average Annual Salary	-	38,620 (4)	48,640 (3)
Range of Annual Salary	-	35,360 - 45,760	41,000 - 55,000
Average Hourly Rate	-	18.57 (4)	23.38 (3)
Average Hours Per Week	-	41 (4)	39 (4)
Employed Full Time	1	4	4
Employed Part Time	-	-	-
Range of Hours Per Week	-	40 - 45	37 - 40

\*\*\* of those available for employment (number responding minus those not in the labor market)  
( ) = number of graduates responding

<b>Job listed in Wisconsin TechConnect</b>	Full-time	Part-time
FVTC District (5 counties):	1	0
New North (FVTC 5 counties + 13 Northeast WI counties):	2	0
Wisconsin:	20	0

**Actual positions held by 2016 graduates:**

Cabinet Finisher, Gulfstream Aerospace, Appleton, WI

*Note: Salary and work hours are computed from records of respondents working 35 or more hours per week in a job related to their training.*

# Airframe & Powerplant Mechanics

324021  
Technical Diploma

	<b>Class of 2016 6 Months After Graduation</b>	<b>Class of 2011 6 Months After Graduation</b>	<b>Class of 2011 5 Years After Graduation</b>
Total Number of Graduates	17	10	10
Number Responding	11	9	7
Total Employed	7	4	6
Percent Employed***	100%	80%	86%
Related Employment	6	3	4
Unrelated Employment	1	1	2
Seeking Employment	-	1	1
Not in Labor Market	4	4	-
Employed in the District	3 of 7	3 of 4	1 of 6
Median Annual Salary	42,672	-	-
Average Annual Salary	42,460 (6)	-	-
Range of Annual Salary	33,280 - 53,456	-	-
Average Hourly Rate	20.41 (6)	-	-
Average Hours Per Week	41 (6)	-	40 (3)
Employed Full Time	6	2	3
Employed Part Time	-	1	1
Range of Hours Per Week	40 - 47	40 - 40	40 - 40

\*\*\* of those available for employment (number responding minus those not in the labor market)  
( ) = number of graduates responding

<b>Job listed in Wisconsin TechConnect</b>	Full-time	Part-time
FVTC District (5 counties):	2	0
New North (FVTC 5 counties + 13 Northeast WI counties):	4	0
Wisconsin:	36	1

**Actual positions held by 2016 graduates:**

A & P Mechanic, Pro Aire Cargo & Consulting, Oshkosh, WI  
 Aircraft Maintenance Technician, Endeavor Air, Mosinee, WI  
 Aircraft Mechanic, Gulfstream Aerospace, Appleton, WI  
 Aircraft Technician, WI Army National Guard, West Bend, WI  
 Avionics Technician, Endeavor Air, Mosinee, WI  
 Mechanic, US Aviation, Denton, TX

*Note: Salary and work hours are computed from records of respondents working 35 or more hours per week in a job related to their training.*

# Alcohol & Other Drug Abuse Associate

105501  
Associate in Applied Science Degree

	<b>Class of 2016 6 Months After Graduation</b>	<b>Class of 2011 6 Months After Graduation</b>	<b>Class of 2011 5 Years After Graduation</b>
Total Number of Graduates	12	14	14
Number Responding	6	13	10
Total Employed	6	10	8
Percent Employed***	100%	83%	100%
Related Employment	6	10	5
Unrelated Employment	-	-	3
Seeking Employment	-	2	-
Not in Labor Market	-	1	2
Employed in the District	5 of 6	7 of 10	4 of 8
Median Annual Salary	-	27,446	45,840
Average Annual Salary	29,133 (3)	26,673 (4)	46,767 (4)
Range of Annual Salary	24,960 - 37,440	20,800 - 31,000	41,600 - 53,789
Average Hourly Rate	14.01 (3)	12.82 (4)	22.48 (4)
Average Hours Per Week	42 (3)	40 (7)	43 (5)
Employed Full Time	3	7	5
Employed Part Time	3	3	-
Range of Hours Per Week	40 - 45	39 - 42	40 - 50

\*\*\* of those available for employment (number responding minus those not in the labor market)  
( ) = number of graduates responding

<b>Job listed in Wisconsin TechConnect</b>	Full-time	Part-time
FVTC District (5 counties):	30	36
New North (FVTC 5 counties + 13 Northeast WI counties):	37	40
Wisconsin:	61	60

**Actual positions held by 2016 graduates:**

AODA Counselor, The Mooring Programs, Inc., Appleton, WI  
 Substance Abuse Counselor, Appleton Comprehensive Treatment Center, Appleton, WI  
 Substance Abuse Counselor, The Mooring Programs, Inc., Appleton, WI

*Note: Salary and work hours are computed from records of respondents working 35 or more hours per week in a job related to their training.*

# Auto Collision Repair and Refinishing Technician

324051  
Technical Diploma

	<b>Class of 2016 6 Months After Graduation</b>	<b>Class of 2011* 6 Months After Graduation</b>	<b>Class of 2011* 5 Years After Graduation</b>
Total Number of Graduates	1	4	5
Number Responding	-	3	5
Total Employed	-	2	5
Percent Employed***	-	100%	100%
Related Employment	-	2	4
Unrelated Employment	-	-	1
Seeking Employment	-	-	-
Not in Labor Market	-	1	-
Employed in the District	-	2 of 2	1 of 5
Median Annual Salary	-	-	-
Average Annual Salary	-	-	34,800 (3)
Range of Annual Salary	-	-	31,200 - 42,000
Average Hourly Rate	-	-	16.73 (3)
Average Hours Per Week	-	-	41 (4)
Employed Full Time	-	2	4
Employed Part Time	-	-	-
Range of Hours Per Week	-	40 - 40	39 - 45

\*\*\* of those available for employment (number responding minus those not in the labor market)

( ) = number of graduates responding

\*Variations in state reporting impacts graduate counts.

<b>Job listed in Wisconsin TechConnect</b>	Full-time	Part-time
FVTC District (5 counties):	36	2
New North (FVTC 5 counties + 13 Northeast WI counties):	60	5
Wisconsin:	96	9

*Note: Salary and work hours are computed from records of respondents working 35 or more hours per week in a job related to their training.*

Fox Valley Technical College: 2017 Graduate Employment Research Report of 2015-16 Graduates

# Automated Manufacturing Systems Technology

106283

Associate in Applied Science Degree

Formerly: Automated Manufacturing Systems Technician

	<b>Class of 2016 6 Months After Graduation</b>	<b>Class of 2011 6 Months After Graduation</b>	<b>Class of 2011 5 Years After Graduation</b>
Total Number of Graduates	13	10	10
Number Responding	8	9	7
Total Employed	5	8	6
Percent Employed***	83%	100%	100%
Related Employment	5	8	5
Unrelated Employment	-	-	1
Seeking Employment	1	-	-
Not in Labor Market	2	1	1
Employed in the District	3 of 5	5 of 8	5 of 6
Median Annual Salary	45,760	50,000	70,000
Average Annual Salary	44,016 (5)	50,557 (7)	74,400 (5)
Range of Annual Salary	36,400 - 50,000	35,360 - 80,000	63,000 - 85,000
Average Hourly Rate	21.16 (5)	24.31 (7)	35.77 (5)
Average Hours Per Week	44 (5)	42 (8)	42 (5)
Employed Full Time	5	8	5
Employed Part Time	-	-	-
Range of Hours Per Week	40 - 50	40 - 50	40 - 45

\*\*\* of those available for employment (number responding minus those not in the labor market)

( ) = number of graduates responding

**Note:** Additional related job openings are listed under Electro-Mechanical Technology due to similar job responsibilities.

<b>Job listed in Wisconsin TechConnect</b>	Full-time	Part-time
FVTC District (5 counties):	41	1
New North (FVTC 5 counties + 13 Northeast WI counties):	48	2
Wisconsin:	113	4

### Actual positions held by 2016 graduates:

Automation Technician, MPC, Janesville, WI

Electrical Panel Assembler, CMD Corporation, Appleton, WI

Electrical Technician, Presto, Appleton, WI

Process Support, Shawano Paper Mill, Shawano, WI

Technical Support Specialist, Werner Electric Supply, Appleton, WI

Note: Salary and work hours are computed from records of respondents working 35 or more hours per week in a job related to their training.

Fox Valley Technical College: 2017 Graduate Employment Research Report of 2015-16 Graduates

# Automotive Maintenance Technician

314043  
Technical Diploma

	<b>Class of 2016 6 Months After Graduation</b>	<i>Class of 2011 6 Months After Graduation</i>	<i>Class of 2011 5 Years After Graduation</i>
Total Number of Graduates	3		
Number Responding	3		
Total Employed	2		
Percent Employed***	100%		
Related Employment	2		
Unrelated Employment	-		
Seeking Employment	-		
Not in Labor Market	1		
Employed in the District	2 of 2	<i>This program had insufficient graduate data for 2010-11</i>	
Median Annual Salary	-		
Average Annual Salary	-		
Range of Annual Salary	-		
Average Hourly Rate	-		
Average Hours Per Week	-		
Employed Full Time	1		
Employed Part Time	1		
Range of Hours Per Week	-		

\*\*\* of those available for employment (number responding minus those not in the labor market)  
( ) = number of graduates responding

<b>Job listed in Wisconsin TechConnect</b>	Full-time	Part-time
FVTC District (5 counties):	48	38
New North (FVTC 5 counties + 13 Northeast WI counties):	109	51
Wisconsin:	244	87

**Actual positions held by 2016 graduates:**

Diagnostic Technician, Little Wolf Automotive LLC, Manawa, WI

*Note: Salary and work hours are computed from records of respondents working 35 or more hours per week in a job related to their training.*



# Automotive Technician

324042  
Technical Diploma

	<b>Class of 2016 6 Months After Graduation</b>	<b>Class of 2011 6 Months After Graduation</b>	<b>Class of 2011 5 Years After Graduation</b>
Total Number of Graduates	3	3	3
Number Responding	1	2	1
Total Employed	1	2	1
Percent Employed***	100%	100%	100%
Related Employment	1	2	1
Unrelated Employment	-	-	-
Seeking Employment	-	-	-
Not in Labor Market	-	-	-
Employed in the District	1 of 1	1 of 2	1 of 1
Median Annual Salary	-	-	-
Average Annual Salary	-	-	-
Range of Annual Salary	-	-	-
Average Hourly Rate	-	-	-
Average Hours Per Week	-	-	-
Employed Full Time	1	2	1
Employed Part Time	-	-	-
Range of Hours Per Week	-	40 - 44	-

\*\*\* of those available for employment (number responding minus those not in the labor market)  
( ) = number of graduates responding

<b>Job listed in Wisconsin TechConnect</b>	Full-time	Part-time
FVTC District (5 counties):	27	14
New North (FVTC 5 counties + 13 Northeast WI counties):	78	20
Wisconsin:	394	118

**Actual positions held by 2016 graduates:**

Technician, Bergstrom Automotive, Oshkosh, WI

*Note: Salary and work hours are computed from records of respondents working 35 or more hours per week in a job related to their training.*

# Automotive Technology

106023  
Associate in Applied Science Degree

	<b>Class of 2016 6 Months After Graduation</b>	<b>Class of 2011 6 Months After Graduation</b>	<b>Class of 2011 5 Years After Graduation</b>
Total Number of Graduates	12	13	13
Number Responding	8	8	8
Total Employed	6	6	8
Percent Employed***	100%	86%	100%
Related Employment	6	6	4
Unrelated Employment	-	-	4
Seeking Employment	-	1	-
Not in Labor Market	2	1	-
Employed in the District	6 of 6	4 of 6	7 of 8
Median Annual Salary	26,520	30,160	38,720
Average Annual Salary	25,740 (4)	29,390 (4)	45,900 (4)
Range of Annual Salary	20,800 - 29,120	25,000 - 32,240	30,160 - 76,000
Average Hourly Rate	12.38 (4)	14.13 (4)	22.07 (4)
Average Hours Per Week	41 (5)	43 (5)	44 (4)
Employed Full Time	5	5	4
Employed Part Time	1	1	-
Range of Hours Per Week	40 - 45	40 - 50	40 - 55

\*\*\* of those available for employment (number responding minus those not in the labor market)  
( ) = number of graduates responding

<b>Job listed in Wisconsin TechConnect</b>	Full-time	Part-time
FVTC District (5 counties):	129	14
New North (FVTC 5 counties + 13 Northeast WI counties):	167	24
Wisconsin:	274	52

**Actual positions held by 2016 graduates:**

Assembler, Oshkosh Corporation, Greenville, WI  
 Auto Tech, Van Zeeland's Auto Care Centers, Appleton, WI  
 Diagnostic Technician, Little Wolf Automotive LLC, Manawa, WI  
 Service Technician, Bergstrom Automotive, Oshkosh, WI  
 Technician, VL Performance LLC, Appleton, WI

*Note: Salary and work hours are computed from records of respondents working 35 or more hours per week in a job related to their training.*

# Automotive Technology – Imports

106024

Associate in Applied Science Degree

	<b>Class of 2016 6 Months After Graduation</b>	<i>Class of 2011 6 Months After Graduation</i>	<i>Class of 2011 5 Years After Graduation</i>
Total Number of Graduates	6		
Number Responding	3		
Total Employed	3		
Percent Employed***	100%		
Related Employment	3		
Unrelated Employment	-		
Seeking Employment	-		
Not in Labor Market	-		
Employed in the District	2 of 3	<i>This program had insufficient graduate data for 2010-11</i>	
Median Annual Salary	-		
Average Annual Salary	30,853 (3)		
Range of Annual Salary	29,120 - 32,240		
Average Hourly Rate	14.83 (3)		
Average Hours Per Week	47 (3)		
Employed Full Time	3		
Employed Part Time	-		
Range of Hours Per Week	40 - 50		

\*\*\* of those available for employment (number responding minus those not in the labor market)  
( ) = number of graduates responding

<b>Job listed in Wisconsin TechConnect</b>	Full-time	Part-time
FVTC District (5 counties):	2	0
New North (FVTC 5 counties + 13 Northeast WI counties):	3	0
Wisconsin:	3	0
<b>Actual positions held by 2016 graduates:</b>		
Automotive Technician, Kolosso Toyota, Appleton, WI (2)		
Mechanic, West Side GM, Berlin, WI		

*Note: Salary and work hours are computed from records of respondents working 35 or more hours per week in a job related to their training.*

# Automotive Technology GM ASEP

106025  
Associate in Applied Science Degree

	<b>Class of 2016 6 Months After Graduation</b>	<i>Class of 2011 6 Months After Graduation</i>	<i>Class of 2011 5 Years After Graduation</i>
Total Number of Graduates	10		
Number Responding	6		
Total Employed	6		
Percent Employed***	100%		
Related Employment	6		
Unrelated Employment	-		
Seeking Employment	-		
Not in Labor Market	-		
Employed in the District	4 of 6		<i>This program had no graduates in 2010-11</i>
Median Annual Salary	33,800		
Average Annual Salary	35,416 (5)		
Range of Annual Salary	31,200 - 45,760		
Average Hourly Rate	17.03 (5)		
Average Hours Per Week	48 (6)		
Employed Full Time	6		
Employed Part Time	-		
Range of Hours Per Week	45 - 50		

\*\*\* of those available for employment (number responding minus those not in the labor market)  
( ) = number of graduates responding

<b>Job listed in Wisconsin TechConnect</b>	Full-time	Part-time
FVTC District (5 counties):	0	0
New North (FVTC 5 counties + 13 Northeast WI counties):	1	0
Wisconsin:	2	0

**Actual positions held by 2016 graduates:**

- Automotive Technician, Bergstrom Automotive, Appleton, WI
- Automotive Technician, West Side GM, Berlin, WI
- Service Technician, Bergstrom Automotive, Appleton, WI
- Service Technician, Bergstrom Automotive, Neenah, WI
- Service Technician, Bergstrom Automotive, Oshkosh, WI
- Technician, Kocourek Chevrolet, Wausau, WI

*Note: Salary and work hours are computed from records of respondents working 35 or more hours per week in a job related to their training.*

# Banking & Financial Services

101143  
Associate in Applied Science Degree  
Formerly: 101026

	<b>Class of 2016 6 Months After Graduation</b>	<b>Class of 2011 6 Months After Graduation</b>	<b>Class of 2011 5 Years After Graduation</b>
Total Number of Graduates	6	9	9
Number Responding	4	7	6
Total Employed	1	6	6
Percent Employed***	50%	100%	100%
Related Employment	1	4	5
Unrelated Employment	-	2	1
Seeking Employment	1	-	-
Not in Labor Market	2	1	-
Employed in the District	-	4 of 6	3 of 6
Median Annual Salary	-	-	35,360
Average Annual Salary	-	27,487 (3)	37,760 (5)
Range of Annual Salary	-	24,960 - 30,500	28,080 - 50,000
Average Hourly Rate	-	13.21 (3)	18.15 (5)
Average Hours Per Week	-	42 (3)	41 (5)
Employed Full Time	1	3	5
Employed Part Time	-	1	-
Range of Hours Per Week	-	40 - 45	39 - 45

\*\*\* of those available for employment (number responding minus those not in the labor market)  
( ) = number of graduates responding

<b>Job listed in Wisconsin TechConnect</b>	Full-time	Part-time
FVTC District (5 counties):	103	72
New North (FVTC 5 counties + 13 Northeast WI counties):	202	127
Wisconsin:	560	307

**Actual positions held by 2016 graduates:**

Universal Banker, Nicolet National Bank, Green Bay, WI

*Note: Salary and work hours are computed from records of respondents working 35 or more hours per week in a job related to their training.*

# Business Management

101023

Associate in Applied Science Degree

	<b>Class of 2016 6 Months After Graduation</b>	<b>Class of 2011 6 Months After Graduation</b>	<b>Class of 2011 5 Years After Graduation</b>
Total Number of Graduates	<b>94</b>	90	90
Number Responding	<b>56</b>	77	55
Total Employed	<b>44</b>	68	47
Percent Employed***	<b>96%</b>	94%	98%
Related Employment	<b>32</b>	44	33
Unrelated Employment	<b>12</b>	24	14
Seeking Employment	<b>2</b>	4	1
Not in Labor Market	<b>10</b>	5	7
Employed in the District	<b>37 of 44</b>	57 of 68	30 of 47
Median Annual Salary	<b>45,500</b>	35,000	46,380
Average Annual Salary	<b>48,959 (24)</b>	38,626 (30)	51,745 (22)
Range of Annual Salary	<b>23,000 - 100,000</b>	19,760 - 70,000	25,000 - 141,000
Average Hourly Rate	<b>23.54 (24)</b>	18.57 (30)	24.88 (22)
Average Hours Per Week	<b>44 (28)</b>	43 (40)	45 (29)
Employed Full Time	<b>28</b>	40	29
Employed Part Time	<b>4</b>	4	4
Range of Hours Per Week	<b>35 - 60</b>	38 - 60	36 - 65

\*\*\* of those available for employment (number responding minus those not in the labor market)  
( ) = number of graduates responding

**Note:** Because most graduates were previously employed as supervisors, salaries shown are higher than entry level.

<b>Job listed in Wisconsin TechConnect</b>	Full-time	Part-time
FVTC District (5 counties):	367	48
New North (FVTC 5 counties + 13 Northeast WI counties):	514	59
Wisconsin:	1,483	233

**Actual positions held by 2016 graduates:**

- Assistant Store Leader, Kwik Trip, Oshkosh, WI
- Assistant Title Searcher, Assurance Title, Oshkosh, WI
- Branch Manager, Community First Credit Union, Appleton, WI
- Business Development Manager, CMD Corporation, Appleton, WI
- Business Development, Valley Express, Oshkosh, WI
- Chief Operating Officer, Sherman Counseling, Appleton, WI
- Digital Support, The Scan Group, Appleton, WI
- Distribution Center Supervisor, Sturm Foods Inc., Manawa, WI
- Financial Analyst, TR One Publishing, Lewisville, TX
- Fulfillment Coordinator, LSC Communications, Appleton, WI
- Leader of E-Commerce, Goodwill, Menasha, WI
- Manager - Self Employed, Tiffany's Bridal, Appleton, WI
- Office Manager, Fox Valley Recycling, Omro, WI
- Outside Sales Representative, Fastenal, Little Chute, WI
- Planning Specialist, Kimberly-Clark, Neenah, WI
- Project Manager, Michels Corporation, Appleton, WI
- Quality Assurance, Bemis Company, New London, WI
- Route Sales Representative, Schwan's Food, West Salem, WI
- Safety Trainer, Waupaca Foundry, Waupaca, WI
- Sales & Marketing Manager, ResiCAD LLC, Fennimore, WI
- Sales Associate, West Business Services, Appleton, WI
- Store Manager, Skiers Outlet, Oshkosh, WI
- Supervisor, Time Warner Cable, Appleton, WI

*Note: Salary and work hours are computed from records of respondents working 35 or more hours per week in a job related to their training.*

# Construction Management Technology

104554  
Associate in Applied Science Degree

	<b>Class of 2016 6 Months After Graduation</b>	<b>Class of 2011 6 Months After Graduation</b>	<b>Class of 2011 5 Years After Graduation</b>
Total Number of Graduates	5	3	3
Number Responding	4	2	3
Total Employed	4	1	3
Percent Employed***	100%	50%	100%
Related Employment	4	1	3
Unrelated Employment	-	-	-
Seeking Employment	-	1	-
Not in Labor Market	-	-	-
Employed in the District	3 of 4	-	3 of 3
Median Annual Salary	-	-	-
Average Annual Salary	61,000 (3)	-	-
Range of Annual Salary	53,000 - 75,000	-	-
Average Hourly Rate	29.33 (3)	-	-
Average Hours Per Week	58 (4)	-	47 (3)
Employed Full Time	4	1	3
Employed Part Time	-	-	-
Range of Hours Per Week	40 - 80	-	40 - 50

\*\*\* of those available for employment (number responding minus those not in the labor market)  
( ) = number of graduates responding

<b>Job listed in Wisconsin TechConnect</b>	Full-time	Part-time
FVTC District (5 counties):	44	0
New North (FVTC 5 counties + 13 Northeast WI counties):	70	2
Wisconsin:	142	5

**Actual positions held by 2016 graduates:**

- Assistant Project Manager, Bayland, Green Bay, WI
- Construction Manager, FC Dadson, Greenville, WI
- Construction Project Manager, Miron Construction Co., Inc., Neenah, WI
- Project Manager, Miron Construction Co., Inc., Neenah, WI

*Note: Salary and work hours are computed from records of respondents working 35 or more hours per week in a job related to their training.*

# Construction, Residential Building

314107  
Technical Diploma

Official Title: Residential Building Construction

	<b>Class of 2016 6 Months After Graduation</b>	<b>Class of 2011 6 Months After Graduation</b>	<b>Class of 2011 5 Years After Graduation</b>
Total Number of Graduates	15	16	16
Number Responding	11	12	10
Total Employed	10	8	10
Percent Employed***	100%	80%	100%
Related Employment	9	4	7
Unrelated Employment	1	4	3
Seeking Employment	-	2	-
Not in Labor Market	1	2	-
Employed in the District	6 of 10	4 of 8	4 of 10
Median Annual Salary	38,720	-	-
Average Annual Salary	36,504 (8)	28,080 (3)	48,707 (3)
Range of Annual Salary	26,000 - 45,760	24,960 - 33,280	37,440 - 65,000
Average Hourly Rate	17.55 (8)	13.50 (3)	23.42 (3)
Average Hours Per Week	48 (9)	40 (4)	45 (7)
Employed Full Time	9	4	7
Employed Part Time	-	-	-
Range of Hours Per Week	40 - 80	40 - 40	40 - 60

\*\*\* of those available for employment (number responding minus those not in the labor market)

( ) = number of graduates responding

<b>Job listed in Wisconsin TechConnect</b>	Full-time	Part-time
FVTC District (5 counties):	127	8
New North (FVTC 5 counties + 13 Northeast WI counties):	129	8
Wisconsin:	145	13

### Actual positions held by 2016 graduates:

Carpenter, H.J. Martin and Son, Green Bay, WI  
 Carpenter, Mike Van Handel Construction, Appleton, WI  
 Carpenter, Reliabuild, Marshfield, WI  
 Carpenter, Wisconsin Kitchen Mart, Milwaukee, WI  
 Construction Worker, Harlan Patz Construction, Pound, WI  
 Construction, H.J. Martin and Son, Neenah, WI  
 Intern, Fox Valley Technical College, Oshkosh, WI  
 Laborer, Boardwalk Builders, Appleton, WI

Note: Salary and work hours are computed from records of respondents working 35 or more hours per week in a job related to their training.

Fox Valley Technical College: 2017 Graduate Employment Research Report of 2015-16 Graduates



# Criminal Justice - Law Enforcement 720 Academy

305042

Technical Diploma

*Formerly: 305041 - Criminal Justice - Law Enforcement 520 Academy*

	<b>Class of 2016 6 Months After Graduation</b>	<b>Class of 2011 6 Months After Graduation</b>	<b>Class of 2011 5 Years After Graduation</b>
Total Number of Graduates	78	76	76
Number Responding	52	59	38
Total Employed	52	46	37
Percent Employed***	100%	84%	100%
Related Employment	47	32	20
Unrelated Employment	5	14	17
Seeking Employment	-	9	-
Not in Labor Market	-	4	1
Employed in the District	15 of 52	24 of 46	15 of 37
Median Annual Salary	52,000	41,000	57,793
Average Annual Salary	49,968 (35)	40,130 (17)	57,926 (14)
Range of Annual Salary	32,344 - 60,320	21,840 - 79,040	47,840 - 69,888
Average Hourly Rate	24.02 (35)	19.29 (17)	27.85 (14)
Average Hours Per Week	43 (39)	41 (28)	43 (18)
Employed Full Time	39	28	18
Employed Part Time	8	4	2
Range of Hours Per Week	37 - 80	36 - 76	40 - 70

\*\*\* of those available for employment (number responding minus those not in the labor market)

( ) = number of graduates responding

<b>Job listed in Wisconsin TechConnect</b>	Full-time	Part-time
FVTC District (5 counties):	1	0
New North (FVTC 5 counties + 13 Northeast WI counties):	5	2
Wisconsin:	5	2

**Actual positions held by 2016 graduates:**

- Correction Officer, Waupun Correctional Institution, Waupun, WI
- Correctional Officer, Green Bay Correctional Institution, Green Bay, WI
- Deputy Sheriff, Marquette County Sheriff's Office, Montello, WI
- Deputy Sheriff, Washington County Sheriff's Department, West Bend, WI
- Deputy, Outagamie County Sheriff's Office, Appleton, WI
- Deputy, Waupaca County Sheriff's Department, Waupaca, WI
- Patrol Officer, City of Onalaska Police Department, Onalaska, WI
- Patrol Officer, Grand Chute Police Department, Appleton, WI
- Patrol Officer, Lac Du Flambeau Police Department, Lac Du Flambeau, WI
- Patrol Officer, Oshkosh Police Department, Oshkosh, WI
- Patrol Officer, Princeton Police Department, Princeton, WI
- Police Officer, Appleton Police Department, Appleton, WI
- Police Officer, City of Brookfield Police Department, Brookfield, WI
- Police Officer, City of Eau Claire, Eau Claire, WI
- Police Officer, City of Fond du Lac, Fond du Lac, WI
- Police Officer, City of Sun Prairie, Sun Prairie, WI
- Police Officer, Fond du Lac Police Department, Fond du Lac, WI
- Police Officer, Germantown Police Department, Germantown, WI (3)
- Police Officer, Grafton Police Department, Grafton, WI
- Police Officer, Green Bay Police Department, Green Bay, WI (2)
- Police Officer, Menominee Tribal Police, Keshena, WI
- Police Officer, New Holstein Police Department, New Holstein, WI
- Police Officer, Oshkosh Police Department, Oshkosh, WI
- Police Officer, Sauk Prairie Police Department, Sauk City, WI
- Police Officer, West Bend Police Department, West Bend, WI
- Police Officer, Winnebago County Sheriff's Office, Oshkosh, WI
- Sheriff Deputy, Corrections, Winnebago County Sheriff's Office, Oshkosh, WI (2)

*Note: Salary and work hours are computed from records of respondents working 35 or more hours per week in a job related to their training.*

# Criminal Justice Studies

105045

Associate in Applied Science Degree

Formerly: 105041 - Criminal Justice - Law Enforcement

	<b>Class of 2016 6 Months After Graduation</b>	<b>Class of 2011 6 Months After Graduation</b>	<b>Class of 2011 5 Years After Graduation</b>
Total Number of Graduates	93	82	82
Number Responding	58	63	44
Total Employed	46	42	39
Percent Employed***	90%	76%	98%
Related Employment	36	23	22
Unrelated Employment	10	19	17
Seeking Employment	5	13	1
Not in Labor Market	7	8	4
Employed in the District	27 of 46	26 of 42	15 of 39
Median Annual Salary	39,617	21,840	48,880
Average Annual Salary	39,088 (22)	26,968 (9)	49,649 (20)
Range of Annual Salary	22,880 - 59,280	18,720 - 47,500	33,280 - 70,720
Average Hourly Rate	18.79 (22)	12.97 (9)	23.87 (20)
Average Hours Per Week	41 (24)	40 (11)	43 (21)
Employed Full Time	24	11	21
Employed Part Time	12	12	1
Range of Hours Per Week	35 - 50	36 - 45	40 - 55

\*\*\* of those available for employment (number responding minus those not in the labor market)

( ) = number of graduates responding

<b>Job listed in Wisconsin TechConnect</b>	Full-time	Part-time
FVTC District (5 counties):	35	34
New North (FVTC 5 counties + 13 Northeast WI counties):	171	60
Wisconsin:	1,019	616

### Actual positions held by 2016 graduates:

AVP, Financial Intelligence Analyst, Associated Bank, Green Bay, WI  
 Communications 911 Dispatcher, Fond du Lac County Communications, Fond du Lac, WI  
 Correctional Officer, WI Department of Corrections, Fox Lake, WI  
 Deputy, Outagamie County Sheriff's Office, Appleton, WI  
 Deputy, Outagamie County, Appleton, WI  
 Deputy, Washington County Sheriff's Department, West Bend, WI  
 Patrol Officer, Oshkosh Police Department, Oshkosh, WI  
 Police Officer, City of Appleton, Appleton, WI  
 Police Officer, Manawa Police Dept., Manawa, WI  
 Police Officer, Marion Police Department, Marion, WI  
 Police Officer, Neenah Police Department, Neenah, WI  
 Police Officer, Oshkosh Police Department, Oshkosh, WI  
 Police Officer, Village of Hortonville Police Department, Hortonville, WI  
 Private Security Officer, AlliedBarton, Neenah, WI  
 Probationary Patrol Officer, Two Rivers Police Department, Two Rivers, WI  
 Security Guard, Lawrence University, Appleton, WI  
 Security Guard, Securitas Security Services USA, Appleton, WI  
 Security, MPI Protective Services, Green Bay, WI  
 State Patrol Inspector, Wisconsin State Patrol Academy, Ft. McCoy, WI

Note: Salary and work hours are computed from records of respondents working 35 or more hours per week in a job related to their training.

Fox Valley Technical College: 2017 Graduate Employment Research Report of 2015-16 Graduates

# Culinary Arts

103161  
Associate in Applied Science Degree

	<b>Class of 2016 6 Months After Graduation</b>	<b>Class of 2011* 6 Months After Graduation</b>	<b>Class of 2011* 5 Years After Graduation</b>
Total Number of Graduates	31	19	20
Number Responding	25	16	13
Total Employed	22	13	12
Percent Employed***	100%	100%	100%
Related Employment	20	13	6
Unrelated Employment	2	-	6
Seeking Employment	-	-	-
Not in Labor Market	3	3	1
Employed in the District	8 of 22	5 of 13	6 of 12
Median Annual Salary	27,040	22,235	35,000
Average Annual Salary	28,757 (13)	26,385 (7)	37,504 (5)
Range of Annual Salary	18,720 - 45,000	19,760 - 40,000	25,480 - 50,000
Average Hourly Rate	13.83 (13)	12.69 (7)	18.03 (5)
Average Hours Per Week	44 (15)	41 (10)	46 (6)
Employed Full Time	15	10	6
Employed Part Time	5	3	-
Range of Hours Per Week	35 - 60	38 - 50	40 - 55

\*\*\* of those available for employment (number responding minus those not in the labor market)  
( ) = number of graduates responding

\*Variations in state reporting impacts graduate counts.

<b>Job listed in Wisconsin TechConnect</b>	Full-time	Part-time
FVTC District (5 counties):	171	197
New North (FVTC 5 counties + 13 Northeast WI counties):	303	387
Wisconsin:	812	920

### Actual positions held by 2016 graduates:

Baker, Madzander Creations, Seymour, WI  
 Catering Coordinator, Panera Bread, Appleton, WI  
 Chef, Troon Golf & Travel, Green Bay, WI  
 Chef, University of Notre Dame, Notre Dame, IN  
 Executive Chef, The Meadows, Green Bay, WI  
 Food Service Broker, Street Level Food Marketing LLC, Menomonee Falls, WI  
 Jack Of All Trades, Hinterland Brewery, Green Bay, WI  
 Line Chef, Black & Tan Grille, Green Bay, WI  
 Line cook, Bellerive Country Club, St. Louis, MO  
 Pastry Chef, SAP, Appleton, WI  
 Pastry Chef, The Blind Horse Restaurant, Kohler, WI  
 PM Kitchen Supervisor, Hotel Mead and Conference Center, Wisconsin Rapids, WI  
 Prep Cook/Line Cook, Mohnen's Family Restaurant, Appleton, WI  
 Sous Chef, Appvion, Appleton, WI  
 Sous Chef, Ridgeway Golf Course, Neenah, WI

Note: Salary and work hours are computed from records of respondents working 35 or more hours per week in a job related to their training.

# Dental Assistant

315081  
Technical Diploma

	<b>Class of 2016 6 Months After Graduation</b>	<b>Class of 2011 6 Months After Graduation</b>	<b>Class of 2011 5 Years After Graduation</b>
Total Number of Graduates	37	35	35
Number Responding	22	28	18
Total Employed	16	22	16
Percent Employed***	94%	88%	100%
Related Employment	15	16	13
Unrelated Employment	1	6	3
Seeking Employment	1	3	-
Not in Labor Market	5	3	2
Employed in the District	14 of 16	16 of 22	14 of 16
Median Annual Salary	28,860	27,040	31,200
Average Annual Salary	29,696 (10)	24,996 (9)	32,722 (7)
Range of Annual Salary	25,000 - 34,840	18,000 - 28,080	27,040 - 44,720
Average Hourly Rate	14.28 (10)	12.02 (9)	15.73 (7)
Average Hours Per Week	39 (10)	38 (9)	37 (8)
Employed Full Time	10	9	8
Employed Part Time	5	7	5
Range of Hours Per Week	35 - 50	36 - 40	36 - 40

\*\*\* of those available for employment (number responding minus those not in the labor market)  
( ) = number of graduates responding

<b>Job listed in Wisconsin TechConnect</b>	Full-time	Part-time
FVTC District (5 counties):	38	28
New North (FVTC 5 counties + 13 Northeast WI counties):	73	38
Wisconsin:	127	67

### Actual positions held by 2016 graduates:

Certified Dental Assistant, Dental Associates, Fond du Lac, WI  
Clinical Assistant, Orthodontic Specialists of Green Bay, Green Bay, WI  
Dental Assistant, Dental Associates, Appleton, WI  
Dental Assistant, Florek-Henderson Dental, Neenah, WI  
Dental Assistant, Live Life Smiling Family Dentistry, Brillion, WI  
Dental Assistant, RLJ Dental, Hortonville, WI  
Dental Assistant, Schmidtke Orthodontics, Appleton, WI  
Dental Assistant, Tri-County Community Dental, Appleton, WI (2)  
Dental Assistant, Valley Endodontics, Appleton, WI

Note: Salary and work hours are computed from records of respondents working 35 or more hours per week in a job related to their training.

# Dental Hygienist

105081  
Associate in Applied Science Degree

	<b>Class of 2016 6 Months After Graduation</b>	<b>Class of 2011 6 Months After Graduation</b>	<b>Class of 2011 5 Years After Graduation</b>
Total Number of Graduates	10	13	13
Number Responding	7	12	10
Total Employed	7	11	10
Percent Employed***	100%	92%	100%
Related Employment	7	11	7
Unrelated Employment	-	-	3
Seeking Employment	-	1	-
Not in Labor Market	-	-	-
Employed in the District	4 of 7	6 of 11	5 of 10
Median Annual Salary	-	-	-
Average Annual Salary	-	-	-
Range of Annual Salary	-	-	-
Average Hourly Rate	-	-	-
Average Hours Per Week	-	-	-
Employed Full Time	2	1	1
Employed Part Time	5	10	6
Range of Hours Per Week	35 - 40	-	-

\*\*\* of those available for employment (number responding minus those not in the labor market)

( ) = number of graduates responding

<b>Job listed in Wisconsin TechConnect</b>	Full-time	Part-time
FVTC District (5 counties):	4	23
New North (FVTC 5 counties + 13 Northeast WI counties):	11	40
Wisconsin:	96	130

### Actual positions held by 2016 graduates:

Dental Hygienist, Glacier Dental, Oshkosh, WI  
Dental Hygienist, Oneida Dental Clinic, Oneida, WI

Note: Salary and work hours are computed from records of respondents working 35 or more hours per week in a job related to their training.

# Diesel Construction Equipment Service Technician (FABTECH)

324123  
Technical Diploma

	<b>Class of 2016 6 Months After Graduation</b>	<i>Class of 2011 6 Months After Graduation</i>	<i>Class of 2011 5 Years After Graduation</i>
Total Number of Graduates	15		
Number Responding	14		
Total Employed	14		
Percent Employed***	100%		
Related Employment	14		
Unrelated Employment	-		
Seeking Employment	-		
Not in Labor Market	-		
Employed in the District	-		
Median Annual Salary	41,600		<i>This program had no graduates in 2010-11</i>
Average Annual Salary	40,790 (13)		
Range of Annual Salary	32,000 - 45,760		
Average Hourly Rate	19.61 (13)		
Average Hours Per Week	40 (13)		
Employed Full Time	13		
Employed Part Time	1		
Range of Hours Per Week	40 - 45		

\*\*\* of those available for employment (number responding minus those not in the labor market)  
( ) = number of graduates responding

**Actual positions held by 2016 graduates:**

- Diesel Service Technician, Fabick Cat, Milwaukee, WI
- Diesel Technician, Fabick Cat, Wausau, WI (2)
- Diesel Technician, Fabick Cat, Brookfield, WI
- Diesel Technician, Fabick Cat, Eau Claire, WI
- Diesel Technician, Fabick Cat, Green Bay, WI (2)
- Diesel Technician, Fabick Cat, La Crosse, WI
- Diesel Technician, Fabick Cat, Madison, WI
- Diesel Technician, Fabick Cat, Marquette, MI
- Diesel Technician, Fabick Cat, Milwaukee, WI
- Diesel Technician, Fabick Cat, Weston, WI (2)

*Note: Salary and work hours are computed from records of respondents working 35 or more hours per week in a job related to their training.*

# Diesel Engine Service Technician (FABTECH)

314127  
Technical Diploma

	<b>Class of 2016 6 Months After Graduation</b>	<i>Class of 2011 6 Months After Graduation</i>	<i>Class of 2011 5 Years After Graduation</i>
Total Number of Graduates	19		
Number Responding	10		
Total Employed	9		
Percent Employed***	100%		
Related Employment	8		
Unrelated Employment	1		
Seeking Employment	-		
Not in Labor Market	1		
Employed in the District	1 of 9		<i>This program had no graduates in 2010-11</i>
Median Annual Salary	36,920		
Average Annual Salary	37,280 (8)		
Range of Annual Salary	29,120 - 50,000		
Average Hourly Rate	17.92 (8)		
Average Hours Per Week	49 (8)		
Employed Full Time	8		
Employed Part Time	-		
Range of Hours Per Week	40 - 80		

\*\*\* of those available for employment (number responding minus those not in the labor market)  
( ) = number of graduates responding

**Actual positions held by 2016 graduates:**

- Construction Worker, RR Walton, Whitewater, WI
- Diesel Mechanic, County Materials Corporation, Roberts, WI
- Diesel Mechanic, Roland Machinery, De Pere, WI
- Diesel Technician Trainee, Fabick Cat, Madison, WI
- Diesel Technician, Fabick Cat, Lacrosse, WI
- Service Technician, Fabick Cat, Weston, WI
- Service, Mid State Equipment, Jackson, WI

*Note: Salary and work hours are computed from records of respondents working 35 or more hours per week in a job related to their training.*

# Diesel Equipment Mechanic

314121  
Technical Diploma

	<b>Class of 2016 6 Months After Graduation</b>	<b>Class of 2011 6 Months After Graduation</b>	<b>Class of 2011 5 Years After Graduation</b>
Total Number of Graduates	53	19	21
Number Responding	36	15	13
Total Employed	33	14	13
Percent Employed***	97%	93%	100%
Related Employment	32	13	9
Unrelated Employment	1	1	4
Seeking Employment	1	1	-
Not in Labor Market	2	-	-
Employed in the District	16 of 33	5 of 14	4 of 13
Median Annual Salary	36,000	28,860	46,000
Average Annual Salary	36,001 (25)	28,573 (10)	46,640 (5)
Range of Annual Salary	14,976 - 58,240	22,880 - 40,000	43,680 - 49,920
Average Hourly Rate	17.31 (25)	13.74 (10)	22.42 (5)
Average Hours Per Week	47 (29)	43 (13)	44 (9)
Employed Full Time	29	13	9
Employed Part Time	3	-	-
Range of Hours Per Week	40 - 60	40 - 53	40 - 55

\*\*\* of those available for employment (number responding minus those not in the labor market)

( ) = number of graduates responding

\*Variations in state reporting impacts graduate counts.

<b>Job listed in Wisconsin TechConnect</b>	Full-time	Part-time
FVTC District (5 counties):	64	10
New North (FVTC 5 counties + 13 Northeast WI counties):	78	10
Wisconsin:	118	11

### Actual positions held by 2016 graduates:

Construction Engineer, United States Army Corps of Engineers, Fort Carson, CO  
 Diesel Mechanic, Beran Trucking, Birnamwood, WI  
 Diesel Mechanic, Lambert Auto, Lansing, MI  
 Diesel Mechanic, Lamers Bus Line, Freedom, WI  
 Diesel Mechanic, Master Fleet, Neenah, WI  
 Diesel Mechanic, N & M Transfer Co., Inc., Neenah, WI  
 Diesel Mechanic, Packer City International Trucks, Inc., Appleton, WI  
 Diesel Mechanic, Sam's Well Drilling, Inc., Randolph, WI  
 Diesel Mechanic, Truck Country, Oak Creek, WI  
 Diesel Mechanic, Walmart Supercenter, Beaver Dam, WI  
 Diesel Technician Level 1, Gene Fredrickson Trucking, Kaukauna, WI  
 Diesel Technician, Elite Fleet, Neenah, WI  
 Diesel Technician, Fox Valley Truck Services, Appleton, WI  
 Diesel Technician, Meier Truck, Madison, WI  
 Diesel Technician, Mid-State Truck Service, Wausau, WI  
 Diesel Technician, Packer City International Trucks Inc., Shawano, WI  
 Diesel Technician, Penske Truck Rental, Neenah, WI  
 Diesel Technician, Truck Country, Kaukauna, WI  
 Equipment Operator, Kautza Excavating, Birnamwood, WI  
 Heavy Duty Diesel Mechanic, Sam's Well Drilling, Inc., Randolph, WI  
 Mechanic, Alsums Sweet Corn, Randolph, WI  
 Mechanic, City of Appleton, Appleton, WI  
 Mechanic, MCC, Inc., Appleton, WI  
 Mechanic, Ponsse North America, Inc., Rhinelander, WI  
 Safety Director & Lead Mechanic, Three S Trucking LLC, Appleton, WI  
 Service Tech, Vermeer Wisconsin, Madison, WI

Note: Salary and work hours are computed from records of respondents working 35 or more hours per week in a job related to their training.

Fox Valley Technical College: 2017 Graduate Employment Research Report of 2015-16 Graduates



# Diesel Equipment Technology

104121  
Associate in Applied Science Degree

	<b>Class of 2016 6 Months After Graduation</b>	<b>Class of 2011* 6 Months After Graduation</b>	<b>Class of 2011* 5 Years After Graduation</b>
Total Number of Graduates	22	14	17
Number Responding	17	11	7
Total Employed	16	11	7
Percent Employed***	100%	100%	100%
Related Employment	15	10	5
Unrelated Employment	1	1	2
Seeking Employment	-	-	-
Not in Labor Market	1	-	-
Employed in the District	8 of 16	5 of 11	4 of 7
Median Annual Salary	35,360	30,760	70,000
Average Annual Salary	35,406 (11)	31,090 (8)	66,800 (5)
Range of Annual Salary	14,976 - 55,000	29,120 - 33,280	46,000 - 90,000
Average Hourly Rate	17.02 (11)	14.95 (8)	32.12 (5)
Average Hours Per Week	49 (15)	44 (10)	48 (5)
Employed Full Time	15	10	5
Employed Part Time	-	-	-
Range of Hours Per Week	40 - 60	40 - 60	40 - 55

\*\*\* of those available for employment (number responding minus those not in the labor market)

( ) = number of graduates responding

\*Variations in state reporting impacts graduate counts.

<b>Job listed in Wisconsin TechConnect</b>	Full-time	Part-time
FVTC District (5 counties):	208	5
New North (FVTC 5 counties + 13 Northeast WI counties):	274	6
Wisconsin:	319	14

**Actual positions held by 2016 graduates:**

- Diesel Mechanic, Sam's Well Drilling, Inc., Randolph, WI
- Diesel Mechanic, Walmart Supercenter, Beaver Dam, WI
- Diesel Technician, Fox Valley Truck Services, Appleton, WI (2)
- Diesel Technician, Packer City International Trucks Inc., Shawano, WI
- Diesel Technician, Truck Country, Kaukauna, WI
- Heavy Duty Diesel Mechanic, Sam's Well Drilling, Inc., Randolph, WI
- Mechanic, Alsums Sweet Corn, Randolph, WI
- Mechanic, Safety Director, Dispatcher, Three S Trucking LLC, Appleton, WI
- Owner, Self-Employed, Appleton, WI
- Service Manager, Accurate Alignment, Appleton, WI
- Service Tech, Vermeer Wisconsin, Madison, WI
- Test Technician, Oshkosh Corporation, Oshkosh, WI
- Tractor Mechanic, Dayton Freight Lines, Milwaukee, WI

*Note: Salary and work hours are computed from records of respondents working 35 or more hours per week in a job related to their training.*

# Diesel Power Generation & Marine Service Tech (FABTECH)

324122  
Technical Diploma

	<b>Class of 2016 6 Months After Graduation</b>	<i>Class of 2011 6 Months After Graduation</i>	<i>Class of 2011 5 Years After Graduation</i>
Total Number of Graduates	8		
Number Responding	6		
Total Employed	6		
Percent Employed***	100%		
Related Employment	6		
Unrelated Employment	-		
Seeking Employment	-		
Not in Labor Market	-		
Employed in the District	-		
Median Annual Salary	44,200		<i>This program had no graduates in 2010-11</i>
Average Annual Salary	43,600 (6)		
Range of Annual Salary	38,000 - 47,840		
Average Hourly Rate	20.96 (6)		
Average Hours Per Week	43 (6)		
Employed Full Time	6		
Employed Part Time	-		
Range of Hours Per Week	40 - 60		

\*\*\* of those available for employment (number responding minus those not in the labor market)  
( ) = number of graduates responding

**Actual positions held by 2016 graduates:**

- Diesel Technician, Fabick Cat, Charlottesville, VA
- Diesel Technician, Fabick Cat, Green Bay, WI
- Diesel Technician, Adecco Temp Services, Eau Claire, WI
- Diesel Technician, Fabick Cat, Weston, WI (2)
- Field Service Technician, Alban Cat, Elkridge, MD

*Note: Salary and work hours are computed from records of respondents working 35 or more hours per week in a job related to their training.*

# Early Childhood Education

103071

Associate in Applied Science Degree

	<b>Class of 2016 6 Months After Graduation</b>	<b>Class of 2011* 6 Months After Graduation</b>	<b>Class of 2011* 5 Years After Graduation</b>
Total Number of Graduates	23	21	20
Number Responding	14	17	13
Total Employed	13	14	13
Percent Employed***	100%	93%	100%
Related Employment	12	14	8
Unrelated Employment	1	-	5
Seeking Employment	-	1	-
Not in Labor Market	1	2	-
Employed in the District	12 of 13	12 of 14	8 of 13
Median Annual Salary	23,140	19,240	30,000
Average Annual Salary	21,530 (8)	20,588 (11)	31,261 (7)
Range of Annual Salary	10,000 - 24,960	18,678 - 30,160	16,000 - 43,160
Average Hourly Rate	10.35 (8)	9.90 (11)	15.03 (7)
Average Hours Per Week	40 (9)	39 (11)	45 (7)
Employed Full Time	9	11	7
Employed Part Time	3	3	1
Range of Hours Per Week	35 - 45	35 - 40	38 - 55

\*\*\* of those available for employment (number responding minus those not in the labor market)

( ) = number of graduates responding

\*Variations in state reporting impacts graduate counts.

<b>Job listed in Wisconsin TechConnect</b>	Full-time	Part-time
FVTC District (5 counties):	128	180
New North (FVTC 5 counties + 13 Northeast WI counties):	302	384
Wisconsin:	1,250	1,716

## Actual positions held by 2016 graduates:

2-year-old Teacher, Caring 4 Kids Child Learning Center, L.L.C, Kimberly, WI  
 Child Care Owner & Director, Family Values Nights & Weekend Care, Appleton, WI  
 Family Nanny, Private Home, Neenah, WI  
 Lead 4-year-old Teacher, 21 for Tots Child Care Center, Appleton, WI  
 Lead Teacher, Apple Tree Connections, Appleton, WI (2)  
 Lead Teacher, Kiddie Academy, Lacey, WA  
 Lead Teacher, K's Play Days, Menasha, WI  
 Lead Teacher, YMCA, Menasha, WI

Note: Salary and work hours are computed from records of respondents working 35 or more hours per week in a job related to their training.

Fox Valley Technical College: 2017 Graduate Employment Research Report of 2015-16 Graduates

# Electricity

314131  
Technical Diploma

	<b>Class of 2016 6 Months After Graduation</b>	<b>Class of 2011 6 Months After Graduation</b>	<b>Class of 2011 5 Years After Graduation</b>
Total Number of Graduates	<b>28</b>	21	21
Number Responding	<b>22</b>	16	8
Total Employed	<b>16</b>	15	8
Percent Employed***	<b>89%</b>	94%	100%
Related Employment	<b>13</b>	9	4
Unrelated Employment	<b>3</b>	6	4
Seeking Employment	<b>2</b>	1	-
Not in Labor Market	<b>4</b>	-	-
Employed in the District	<b>14 of 16</b>	6 of 15	4 of 8
Median Annual Salary	<b>28,080</b>	23,213	-
Average Annual Salary	<b>29,110 (11)</b>	23,258 (6)	44,547 (3)
Range of Annual Salary	<b>21,736 - 43,118</b>	19,760 - 25,896	39,000 - 48,880
Average Hourly Rate	<b>14.00 (11)</b>	11.18 (6)	21.42 (3)
Average Hours Per Week	<b>43 (13)</b>	40 (9)	45 (4)
Employed Full Time	<b>13</b>	9	4
Employed Part Time	<b>-</b>	-	-
Range of Hours Per Week	<b>40 - 54</b>	40 - 40	40 - 50

\*\*\* of those available for employment (number responding minus those not in the labor market)

( ) = number of graduates responding

<b>Job listed in Wisconsin TechConnect</b>	Full-time	Part-time
FVTC District (5 counties):	44	4
New North (FVTC 5 counties + 13 Northeast WI counties):	56	4
Wisconsin:	122	22

### Actual positions held by 2016 graduates:

1st Year Apprentice, Suburban Electric, Appleton, WI  
 Apprentice Electrician, Suburban Electric, Appleton, WI (3)  
 Assistant, Elmstar Electric Corporation, Kaukauna, WI  
 Electrical Apprentice, Faith Technologies, Inc., Peshtigo, WI  
 Electrical Helper, Bauer Electric, Inc., Waupaca, WI  
 Electrical Helper, Kampo Electric, Kaukauna, WI (2)  
 Electrician Apprentice, Metzler Electric, Inc., Green Bay, WI  
 Electrician Helper, Elmstar Electric Corporation, Kaukauna, WI  
 Prem Technician, AT&T, Appleton, WI

Note: Salary and work hours are computed from records of respondents working 35 or more hours per week in a job related to their training.

Fox Valley Technical College: 2017 Graduate Employment Research Report of 2015-16 Graduates

# Electro-Mechanical Technology

106201  
Associate in Applied Science Degree

	<b>Class of 2016 6 Months After Graduation</b>	<b>Class of 2011 6 Months After Graduation</b>	<b>Class of 2011 5 Years After Graduation</b>
Total Number of Graduates	15	15	15
Number Responding	12	14	11
Total Employed	9	12	11
Percent Employed***	100%	86%	100%
Related Employment	9	11	11
Unrelated Employment	-	1	-
Seeking Employment	-	2	-
Not in Labor Market	3	-	-
Employed in the District	5 of 9	9 of 12	6 of 11
Median Annual Salary	42,507	42,175	53,500
Average Annual Salary	47,105 (8)	42,372 (10)	59,222 (10)
Range of Annual Salary	40,560 - 62,400	34,840 - 56,160	40,000 - 130,000
Average Hourly Rate	22.65 (8)	20.37 (10)	28.47 (10)
Average Hours Per Week	43 (9)	42 (11)	44 (11)
Employed Full Time	9	11	11
Employed Part Time	-	-	-
Range of Hours Per Week	40 - 50	40 - 56	40 - 54

\*\*\* of those available for employment (number responding minus those not in the labor market)  
( ) = number of graduates responding

<b>Job listed in Wisconsin TechConnect</b>	Full-time	Part-time
FVTC District (5 counties):	359	5
New North (FVTC 5 counties + 13 Northeast WI counties):	725	21
Wisconsin:	1361	68

**Actual positions held by 2016 graduates:**

- Electrical Project Engineer, Georgia-Pacific Corp., Green Bay, WI
- Electromechanical Maintenance Technician, Krueger International, Green Bay, WI
- Electronics Technician, Ducommun La Barge, Appleton, WI
- Facilities Supervisor, Menards, Grand Chute, WI
- Industrial Machine Technician, Bemis Company, Oshkosh, WI
- Lab Technician, Alliance Laundry Systems, Ripon, WI
- Maintenance Technician, Agropur, Appleton, WI
- Maintenance, Bemis Company, Appleton, WI

*Note: Salary and work hours are computed from records of respondents working 35 or more hours per week in a job related to their training.*

# Emergency Medical Technician

305313

Technical Diploma

*Formerly: Emergency Medical Technician - Basic*

	<b>Class of 2016 6 Months After Graduation</b>	<b>Class of 2011* 6 Months After Graduation</b>	<b>Class of 2011* 5 Years After Graduation</b>
Total Number of Graduates	74	83	100
Number Responding	55	55	52
Total Employed	26	27	43
Percent Employed***	100%	93%	100%
Related Employment	16	13	25
Unrelated Employment	10	14	18
Seeking Employment	-	2	-
Not in Labor Market	29	26	9
Employed in the District	8 of 26	18 of 27	24 of 43
Median Annual Salary	22,100	-	37,440
Average Annual Salary	30,533 (6)	20,280 (3)	38,446 (9)
Range of Annual Salary	16,640 - 66,560	18,720 - 21,320	22,880 - 55,494
Average Hourly Rate	14.68 (6)	9.75 (3)	18.48 (9)
Average Hours Per Week	50 (7)	46 (4)	51 (15)
Employed Full Time	7	4	15
Employed Part Time	9	9	10
Range of Hours Per Week	40 - 72	40 - 48	36 - 60

\*\*\* of those available for employment (number responding minus those not in the labor market)

( ) = number of graduates responding

\*Variations in state reporting impacts graduate counts.

**Note:** Some graduates from this program volunteer their services while others are paid on a per call basis.

<b>Job listed in Wisconsin TechConnect</b>	Full-time	Part-time
FVTC District (5 counties):	0	2
New North (FVTC 5 counties + 13 Northeast WI counties):	1	4
Wisconsin:	49	50

**Actual positions held by 2016 graduates:**

- Emergency Medical Technician Basic, Curtis Universal Ambulance Service, Milwaukee, WI
- Emergency Medical Technician, Village of North Fond du Lac, N Fond du Lac, WI
- Emergency Medical Technician-Basic, Berlin EMS, Berlin, WI
- First Responder, Amherst Fire District, Amherst, WI
- Medical Scribe, Elite Medical Scribes, Fond du Lac, WI
- Public Safety Officer, Appleton International Airport, Appleton, WI

*Note: Salary and work hours are computed from records of respondents working 35 or more hours per week in a job related to their training.*

# Emergency Medical Technician - Paramedic

315311  
Technical Diploma

	<b>Class of 2016 6 Months After Graduation</b>	<b>Class of 2011 6 Months After Graduation</b>	<b>Class of 2011 5 Years After Graduation</b>
Total Number of Graduates	18	17	17
Number Responding	11	16	10
Total Employed	10	14	10
Percent Employed***	91%	88%	100%
Related Employment	8	10	10
Unrelated Employment	2	4	-
Seeking Employment	1	2	-
Not in Labor Market	-	-	-
Employed in the District	6 of 10	7 of 14	6 of 10
Median Annual Salary	35,880	22,360	46,130
Average Annual Salary	37,312 (7)	23,400 (4)	45,339 (8)
Range of Annual Salary	24,960 - 52,000	19,760 - 29,120	17,326 - 65,000
Average Hourly Rate	17.94 (7)	11.25 (4)	21.80 (8)
Average Hours Per Week	58 (8)	46 (5)	49 (9)
Employed Full Time	8	5	9
Employed Part Time	-	5	1
Range of Hours Per Week	40 - 80	40 - 56	40 - 56

\*\*\* of those available for employment (number responding minus those not in the labor market)  
( ) = number of graduates responding

<b>Job listed in Wisconsin TechConnect</b>	Full-time	Part-time
FVTC District (5 counties):	2	6
New North (FVTC 5 counties + 13 Northeast WI counties):	4	14
Wisconsin:	21	23

**Actual positions held by 2016 graduates:**

- EMT - Paramedic, Lifestar EMS, West Bend, WI
- Firefighter/Paramedic, City of Fond du Lac Fire/Rescue, Fond du Lac, WI
- Firefighter/Paramedic, City of Wausau Fire Department, Wausau, WI
- Paramedic, Berlin EMS, Berlin, WI
- Paramedic, Gold Cross Ambulance Service, Appleton, WI
- Paramedic, Gold Cross Ambulance Service, Menasha, WI (2)
- Paramedic, Mercy Medical Center, Oshkosh, WI

*Note: Salary and work hours are computed from records of respondents working 35 or more hours per week in a job related to their training.*

# Energy & Environmental Engineering Technology

104814  
Associate in Applied Science Degree

	<b>Class of 2016 6 Months After Graduation</b>	<i>Class of 2011 6 Months After Graduation</i>	<i>Class of 2011 5 Years After Graduation</i>
Total Number of Graduates	9		
Number Responding	6		
Total Employed	5		
Percent Employed***	83%		
Related Employment	2		
Unrelated Employment	3		
Seeking Employment	1		
Not in Labor Market	-		
Employed in the District	5 of 5		<i>This program had no graduates in 2010-11</i>
Median Annual Salary	-		
Average Annual Salary	-		
Range of Annual Salary	-		
Average Hourly Rate	-		
Average Hours Per Week	-		
Employed Full Time	1		
Employed Part Time	1		
Range of Hours Per Week	-		

\*\*\* of those available for employment (number responding minus those not in the labor market)  
( ) = number of graduates responding

<b>Job listed in Wisconsin TechConnect</b>	Full-time	Part-time
FVTC District (5 counties):	5	0
New North (FVTC 5 counties + 13 Northeast WI counties):	5	0
Wisconsin:	8	3

**Actual positions held by 2016 graduates:**

Sales Representative, Werner Electric Supply, Appleton, WI

*Note: Salary and work hours are computed from records of respondents working 35 or more hours per week in a job related to their training.*



# Engineering Technology, Electrical

106621

Associate in Applied Science Degree

*Official Title: Electrical Engineering Technology*

	<b>Class of 2016 6 Months After Graduation</b>	<b>Class of 2011* 6 Months After Graduation</b>	<b>Class of 2011* 5 Years After Graduation</b>
Total Number of Graduates	10	6	7
Number Responding	9	6	4
Total Employed	5	6	4
Percent Employed***	100%	100%	100%
Related Employment	2	6	3
Unrelated Employment	3	-	1
Seeking Employment	-	-	-
Not in Labor Market	4	-	-
Employed in the District	2 of 5	4 of 6	3 of 4
Median Annual Salary	-	-	-
Average Annual Salary	-	37,307 (3)	87,747 (3)
Range of Annual Salary	-	30,000 - 49,920	58,240 - 130,000
Average Hourly Rate	-	17.94 (3)	42.19 (3)
Average Hours Per Week	-	40 (5)	47 (3)
Employed Full Time	2	5	3
Employed Part Time	-	1	-
Range of Hours Per Week	40 - 55	40 - 40	45 - 50

\*\*\* of those available for employment (number responding minus those not in the labor market)

( ) = number of graduates responding

<b>Job listed in Wisconsin TechConnect</b>	Full-time	Part-time
FVTC District (5 counties):	58	4
New North (FVTC 5 counties + 13 Northeast WI counties):	97	10
Wisconsin:	298	22

**Actual positions held by 2016 graduates:**

Electronics Technician, RR Donnelley, Green Bay, WI

Senior Electrical Designer, Pierce Manufacturing, Appleton, WI

*Note: Salary and work hours are computed from records of respondents working 35 or more hours per week in a job related to their training.*

Fox Valley Technical College: 2017 Graduate Employment Research Report of 2015-16 Graduates

# Engineering Technology, Electronic

106057

Associate in Applied Science Degree

Formerly: 106052 - Engineering Electronics Design & Manufacturing

Official Title: Electronic Engineering Technology

	<b>Class of 2016 6 Months After Graduation</b>	<b>Class of 2011 6 Months After Graduation</b>	<b>Class of 2011 5 Years After Graduation</b>
Total Number of Graduates	9	9	9
Number Responding	5	8	6
Total Employed	4	7	6
Percent Employed***	100%	88%	100%
Related Employment	4	6	5
Unrelated Employment	-	1	1
Seeking Employment	-	1	-
Not in Labor Market	1	-	-
Employed in the District	3 of 4	5 of 7	2 of 6
Median Annual Salary	-	35,890	52,822
Average Annual Salary	50,159 (3)	33,878 (4)	51,563 (4)
Range of Annual Salary	42,640 - 59,238	20,800 - 42,931	38,480 - 62,130
Average Hourly Rate	24.12 (3)	16.29 (4)	24.79 (4)
Average Hours Per Week	41 (4)	42 (6)	46 (5)
Employed Full Time	4	6	5
Employed Part Time	-	-	-
Range of Hours Per Week	40 - 44	40 - 46	40 - 58

\*\*\* of those available for employment (number responding minus those not in the labor market)

( ) = number of graduates responding

<b>Job listed in Wisconsin TechConnect</b>	Full-time	Part-time
FVTC District (5 counties):	22	1
New North (FVTC 5 counties + 13 Northeast WI counties):	31	1
Wisconsin:	189	5

**Actual positions held by 2016 graduates:**

- Electrical Drafting, Baisch Engineering, Inc., Kaukauna, WI
- Engineering Technician, Wells Vehicle Electronics, Fond du Lac, WI
- Maintenance Electrician, LSC Communications, Menasha, WI
- Production Supervisor, Ducommun La Barge, Appleton, WI

*Note: Salary and work hours are computed from records of respondents working 35 or more hours per week in a job related to their training.*

# Farm Business & Production Management

300901  
Technical Diploma

	<b>Class of 2016 6 Months After Graduation</b>	<b>Class of 2011 6 Months After Graduation</b>	<b>Class of 2011 5 Years After Graduation</b>
Total Number of Graduates	4		8
Number Responding	4		4
Total Employed	4		4
Percent Employed***	100%		100%
Related Employment	4		4
Unrelated Employment	-		-
Seeking Employment	-		-
Not in Labor Market	-		-
Employed in the District	3 of 4		3 of 4
Median Annual Salary	-		-
Average Annual Salary	-		-
Range of Annual Salary	-		-
Average Hourly Rate	-		-
Average Hours Per Week	68 (4)		63 (3)
Employed Full Time	4		3
Employed Part Time	-		1
Range of Hours Per Week	40 - 80		40 - 80

\*\*\* of those available for employment (number responding minus those not in the labor market)

( ) = number of graduates responding

**Note:** Most farmers own their own farms. Their salary cannot be determined from the survey.

<b>Job listed in Wisconsin TechConnect</b>	<b>Full-time</b>	<b>Part-time</b>
FVTC District (5 counties):	0	0
New North (FVTC 5 counties + 13 Northeast WI counties):	19	2
Wisconsin:	33	12

### Actual positions held by 2016 graduates:

Farm Co-owner, Townline Farms, Inc., Clintonville, WI  
Farm Owner, Self Employed, New London, WI  
Self-Employed, Family Farm, De Pere, WI

*Note: Salary and work hours are computed from records of respondents working 35 or more hours per week in a job related to their training.*

Fox Valley Technical College: 2017 Graduate Employment Research Report of 2015-16 Graduates

# Farm Operation

310804  
Technical Diploma

	<b>Class of 2016 6 Months After Graduation</b>	<b>Class of 2011 6 Months After Graduation</b>	<b>Class of 2011 5 Years After Graduation</b>
Total Number of Graduates	13	11	11
Number Responding	9	10	6
Total Employed	9	10	6
Percent Employed***	100%	100%	100%
Related Employment	9	10	5
Unrelated Employment	-	-	1
Seeking Employment	-	-	-
Not in Labor Market	-	-	-
Employed in the District	1 of 9	6 of 10	4 of 6
Median Annual Salary	24,980	-	-
Average Annual Salary	25,320 (8)	21,853 (3)	43,000 (3)
Range of Annual Salary	15,000 - 35,360	18,720 - 25,000	25,000 - 72,000
Average Hourly Rate	12.17 (8)	10.51 (3)	20.67 (3)
Average Hours Per Week	62 (9)	49 (10)	57 (5)
Employed Full Time	9	10	5
Employed Part Time	-	-	-
Range of Hours Per Week	40 - 75	40 - 75	40 - 80

\*\*\* of those available for employment (number responding minus those not in the labor market)

( ) = number of graduates responding

<b>Job listed in Wisconsin TechConnect</b>	Full-time	Part-time
FVTC District (5 counties):	2	2
New North (FVTC 5 counties + 13 Northeast WI counties):	4	3
Wisconsin:	5	3

**Actual positions held by 2016 graduates:**

Assistant Manager, Family Farm, Oconto Falls, WI  
 Farm Hand, Smilare, Plymouth, WI  
 Farm Help, David Wilterdink, Sheboygan, WI  
 Farmer - Second in Command, Stef-Haven Dairy, New Holstein, WI  
 Farmhand, Gabsch Dairy Farm, Cleveland, WI  
 Herd Supervisor, Betley Dairy LLC, Pulaski, WI  
 Laborer, Right Way Applications, Valders, WI  
 Owner, D & L Rusch Dairy, Pound, WI  
 Truck Driver, Homan Trucking, Bonduel, WI

*Note: Salary and work hours are computed from records of respondents working 35 or more hours per week in a job related to their training.*

# Fire Protection Technician

105032  
Associate in Applied Science Degree

	<b>Class of 2016 6 Months After Graduation</b>	<b>Class of 2011* 6 Months After Graduation</b>	<b>Class of 2011* 5 Years After Graduation</b>
Total Number of Graduates	24	43	44
Number Responding	20	29	27
Total Employed	16	18	26
Percent Employed***	89%	78%	100%
Related Employment	11	13	19
Unrelated Employment	5	5	7
Seeking Employment	2	5	-
Not in Labor Market	2	6	1
Employed in the District	6 of 16	8 of 18	8 of 26
Median Annual Salary	35,500	27,040	51,000
Average Annual Salary	39,183 (6)	34,191 (7)	52,822 (18)
Range of Annual Salary	26,624 - 55,000	21,320 - 65,000	33,280 - 85,000
Average Hourly Rate	18.84 (6)	16.44 (7)	25.4 (18)
Average Hours Per Week	56 (6)	48 (9)	53 (19)
Employed Full Time	6	9	19
Employed Part Time	5	4	-
Range of Hours Per Week	50 - 60	40 - 56	37 - 72

\*\*\* of those available for employment (number responding minus those not in the labor market)

( ) = number of graduates responding

\*Variations in state reporting impacts graduate counts.

<b>Job listed in Wisconsin TechConnect</b>	Full-time	Part-time
FVTC District (5 counties):	2	0
New North (FVTC 5 counties + 13 Northeast WI counties):	2	0
Wisconsin:	25	46

### Actual positions held by 2016 graduates:

Firefighter/Paramedic, Sheboygan Fire Department, Sheboygan, WI  
 Firefighter, Appleton International Airport, Appleton, WI  
 Firefighter, Kenosha Fire Department, Kenosha, WI  
 Laborer/Site Response Team, Fluor, Jenkinsville, SC  
 Public Safety Officer, Appleton International Airport, Appleton, WI

*Note: Salary and work hours are computed from records of respondents working 35 or more hours per week in a job related to their training.*

Fox Valley Technical College: 2017 Graduate Employment Research Report of 2015-16 Graduates

# Food Service Production

313032  
Technical Diploma

	<b>Class of 2016 6 Months After Graduation</b>	<i>Class of 2011 6 Months After Graduation</i>	<i>Class of 2011 5 Years After Graduation</i>
Total Number of Graduates	62		
Number Responding	54		
Total Employed	24		
Percent Employed***	100%		
Related Employment	20		
Unrelated Employment	4		
Seeking Employment	-		
Not in Labor Market	30		
Employed in the District	13 of 24		
Median Annual Salary	27,040		<i>This program had no graduates in 2010-11</i>
Average Annual Salary	28,572 (10)		
Range of Annual Salary	18,720 - 45,000		
Average Hourly Rate	13.74 (10)		
Average Hours Per Week	42 (12)		
Employed Full Time	12		
Employed Part Time	8		
Range of Hours Per Week	35 - 50		

\*\*\* of those available for employment (number responding minus those not in the labor market)

( ) = number of graduates responding

<b>Job listed in Wisconsin TechConnect</b>	Full-time	Part-time
FVTC District (5 counties):	39	46
New North (FVTC 5 counties + 13 Northeast WI counties):	72	97
Wisconsin:	391	650

**Actual positions held by 2016 graduates:**

- Baker, Madzander Creations, Seymour, WI
- Chef, Troon Golf & Travel, Green Bay, WI
- Chef, University of Notre Dame, Notre Dame, IN
- Food Service Broker, Street Level Food Marketing LLC, Menomonee Falls, WI
- Line Chef, Black & Tan Grille, Green Bay, WI
- Line Cook, Bellerive Country Club, St. Louis, MO
- Pastry Chef, SAP, Appleton, WI
- Pastry Chef, The Blind Horse Restaurant, Kohler, WI
- PM Kitchen Supervisor, Hotel Mead and Conference Center, Wisconsin Rapids, WI
- Prep Cook/Line Cook, Mohnen's Family Restaurant, Appleton, WI
- Sous Chef, Appvion, Appleton, WI
- Sous Chef, Ridgeway Golf Course, Neenah, WI

*Note: Salary and work hours are computed from records of respondents working 35 or more hours per week in a job related to their training.*

# Forensic Science

105044  
Associate in Applied Science Degree

	<b>Class of 2016 6 Months After Graduation</b>	<i>Class of 2011 6 Months After Graduation</i>	<i>Class of 2011 5 Years After Graduation</i>
Total Number of Graduates	16		
Number Responding	10		
Total Employed	5		
Percent Employed***	71%		
Related Employment	2		
Unrelated Employment	3		
Seeking Employment	2		
Not in Labor Market	3		
Employed in the District	1 of 5		<i>This program had no graduates in 2010-11</i>
Median Annual Salary	-		
Average Annual Salary	-		
Range of Annual Salary	-		
Average Hourly Rate	-		
Average Hours Per Week	-		
Employed Full Time	1		
Employed Part Time	1		
Range of Hours Per Week	-		

\*\*\* of those available for employment (number responding minus those not in the labor market)  
( ) = number of graduates responding

<b>Job listed in Wisconsin TechConnect</b>	Full-time	Part-time
FVTC District (5 counties):	0	0
New North (FVTC 5 counties + 13 Northeast WI counties):	0	0
Wisconsin:	1	1

**Actual positions held by 2016 graduates:**

Correctional Officer, Waukesha County Sheriff's Department, Waukesha, WI

*Note: Salary and work hours are computed from records of respondents working 35 or more hours per week in a job related to their training.*

# Health Information Technology

105301  
Associate in Applied Science Degree

	<b>Class of 2016 6 Months After Graduation</b>	<i>Class of 2011 6 Months After Graduation</i>	<i>Class of 2011 5 Years After Graduation</i>
Total Number of Graduates	13		
Number Responding	7		
Total Employed	7		
Percent Employed***	100%		
Related Employment	7		
Unrelated Employment	-		
Seeking Employment	-		
Not in Labor Market	-		
Employed in the District	6 of 7		<i>This program had no graduates in 2010-11</i>
Median Annual Salary	31,075		
Average Annual Salary	31,391 (5)		
Range of Annual Salary	28,725 - 36,462		
Average Hourly Rate	15.09 (5)		
Average Hours Per Week	40 (5)		
Employed Full Time	5		
Employed Part Time	2		
Range of Hours Per Week	40 - 40		

\*\*\* of those available for employment (number responding minus those not in the labor market)  
( ) = number of graduates responding

<b>Job listed in Wisconsin TechConnect</b>	Full-time	Part-time
FVTC District (5 counties):	8	6
New North (FVTC 5 counties + 13 Northeast WI counties):	49	18
Wisconsin:	142	31

**Actual positions held by 2016 graduates:**

- Billing Specialist/Patient Accounts, Ear, Nose and Throat Specialists of Wisconsin, Neenah, WI
- Clinic Coder, Ascension Health, Appleton, WI
- Health Information Technician 1, Winnebago Mental Health Institute, Winnebago, WI
- Health Information Technician I, Winnebago Mental Health Institute, Oshkosh, WI
- Health Records Clerk, Brewster Village, Appleton, WI

*Note: Salary and work hours are computed from records of respondents working 35 or more hours per week in a job related to their training.*



# Horticulture Technician

310011  
Technical Diploma

	<b>Class of 2016 6 Months After Graduation</b>	<b>Class of 2011 6 Months After Graduation</b>	<b>Class of 2011 5 Years After Graduation</b>
Total Number of Graduates	14	16	16
Number Responding	12	13	12
Total Employed	1	4	2
Percent Employed***	100%	80%	100%
Related Employment	1	2	1
Unrelated Employment	-	2	1
Seeking Employment	-	1	-
Not in Labor Market	11	8	10
Employed in the District	1 of 1	2 of 4	-
Median Annual Salary	-	-	-
Average Annual Salary	-	-	-
Range of Annual Salary	-	-	-
Average Hourly Rate	-	-	-
Average Hours Per Week	-	-	-
Employed Full Time	1	2	1
Employed Part Time	-	-	-
Range of Hours Per Week	-	40 - 50	-

\*\*\* of those available for employment (number responding minus those not in the labor market)

( ) = number of graduates responding

<b>Job listed in Wisconsin TechConnect</b>	Full-time	Part-time
FVTC District (5 counties):	14	2
New North (FVTC 5 counties + 13 Northeast WI counties):	18	9
Wisconsin:	30	15

## Actual positions held by 2016 graduates:

Horticulturist, Vande Hey Company, Inc., Appleton, WI

Note: Salary and work hours are computed from records of respondents working 35 or more hours per week in a job related to their training.

Fox Valley Technical College: 2017 Graduate Employment Research Report of 2015-16 Graduates

# Horticulture/Landscape Specialist

320012  
Technical Diploma

	<b>Class of 2016 6 Months After Graduation</b>	<i>Class of 2011 6 Months After Graduation</i>	<i>Class of 2011 5 Years After Graduation</i>
Total Number of Graduates	6		
Number Responding	4		
Total Employed	3		
Percent Employed***	100%		
Related Employment	2		
Unrelated Employment	1		
Seeking Employment	-		
Not in Labor Market	1		
Employed in the District	2 of 3	<i>This program had no graduates in 2010-11</i>	
Median Annual Salary	-		
Average Annual Salary	-		
Range of Annual Salary	-		
Average Hourly Rate	-		
Average Hours Per Week	-		
Employed Full Time	2		
Employed Part Time	-		
Range of Hours Per Week	40 - 45		

\*\*\* of those available for employment (number responding minus those not in the labor market)

( ) = number of graduates responding

<b>Job listed in Wisconsin TechConnect</b>	Full-time	Part-time
FVTC District (5 counties):	74	25
New North (FVTC 5 counties + 13 Northeast WI counties):	78	25
Wisconsin:	121	44

### Actual positions held by 2016 graduates:

Horticulturalist, Down To Earth Greenscaping, Menasha, WI

Landscape Construction Technician, David J. Frank Landscaping, Germantown, WI

*Note: Salary and work hours are computed from records of respondents working 35 or more hours per week in a job related to their training.*

Fox Valley Technical College: 2017 Graduate Employment Research Report of 2015-16 Graduates

# Hospitality Management

101092

Associate in Applied Science Degree  
Formerly: Hotel and Restaurant Management

	<b>Class of 2016 6 Months After Graduation</b>	<b>Class of 2011* 6 Months After Graduation</b>	<b>Class of 2011* 5 Years After Graduation</b>
Total Number of Graduates	17	14	17
Number Responding	12	11	9
Total Employed	11	9	9
Percent Employed***	92%	100%	100%
Related Employment	9	8	6
Unrelated Employment	2	1	3
Seeking Employment	1	-	-
Not in Labor Market	-	2	-
Employed in the District	5 of 11	8 of 9	2 of 9
Median Annual Salary	27,560	22,880	41,000
Average Annual Salary	30,127 (6)	22,672 (5)	42,696 (5)
Range of Annual Salary	17,680 - 45,000	19,760 - 26,000	25,480 - 62,000
Average Hourly Rate	14.48 (6)	10.90 (5)	20.53 (5)
Average Hours Per Week	43 (6)	44 (6)	45 (6)
Employed Full Time	6	6	6
Employed Part Time	3	2	-
Range of Hours Per Week	40 - 45	38 - 50	40 - 50

\*\*\* of those available for employment (number responding minus those not in the labor market)

( ) = number of graduates responding

\*Variations in state reporting impacts graduate counts.

<b>Job listed in Wisconsin TechConnect</b>	Full-time	Part-time
FVTC District (5 counties):	89	60
New North (FVTC 5 counties + 13 Northeast WI counties):	111	89
Wisconsin:	361	394

## Actual positions held by 2016 graduates:

Baker, Madzander Creations, Seymour, WI  
Executive Chef, The Meadows, Green Bay, WI  
Food Service Broker, Street Level Food Marketing LLC, Menomonee Falls, WI  
Front Desk Associate, Holiday Inn, Stevens Point, WI  
Pastry Chef, The Blind Horse Restaurant, Kohler, WI  
PM Kitchen Supervisor, Hotel Mead and Conference Center, Wisconsin Rapids, WI

Note: Salary and work hours are computed from records of respondents working 35 or more hours per week in a job related to their training.

Fox Valley Technical College: 2017 Graduate Employment Research Report of 2015-16 Graduates

# Human Resources

101161  
Associate in Applied Science Degree  
Formerly: 101964

	<b>Class of 2016 6 Months After Graduation</b>	<b>Class of 2011 6 Months After Graduation</b>	<b>Class of 2011 5 Years After Graduation</b>
Total Number of Graduates	38	14	14
Number Responding	26	12	7
Total Employed	21	9	6
Percent Employed***	88%	90%	100%
Related Employment	13	9	6
Unrelated Employment	8	-	-
Seeking Employment	3	1	-
Not in Labor Market	2	2	1
Employed in the District	14 of 21	9 of 9	3 of 6
Median Annual Salary	37,320	33,550	50,000
Average Annual Salary	37,965 (8)	36,827 (8)	55,326 (5)
Range of Annual Salary	34,320 - 45,000	20,800 - 60,000	47,000 - 67,000
Average Hourly Rate	18.25 (8)	17.71 (8)	26.60 (5)
Average Hours Per Week	40 (9)	42 (9)	43 (5)
Employed Full Time	9	9	5
Employed Part Time	4	-	1
Range of Hours Per Week	35 - 45	40 - 50	40 - 50

\*\*\* of those available for employment (number responding minus those not in the labor market)  
( ) = number of graduates responding

<b>Job listed in Wisconsin TechConnect</b>	Full-time	Part-time
FVTC District (5 counties):	103	28
New North (FVTC 5 counties + 13 Northeast WI counties):	108	30
Wisconsin:	123	35

### Actual positions held by 2016 graduates:

HR Compliance Coordinator, TotalMed Staffing, Appleton, WI  
Human Resource Assistant, TreeHouse Foods, Green Bay, WI  
Human Resource Associate II, Bemis Company, Neenah, WI  
Human Resources Assistant, MCC, Inc., Appleton, WI  
Human Resources Intern, Oshkosh Corporation, Oshkosh, WI  
Human Resources, Hyatt Regency, Green Bay, WI  
Manager, Pizza Hut, Oshkosh, WI  
Store Manager, Hansen TV Inc, Almond, WI  
Treatment Coordinator, Sawyer Creek Orthodontics, Oshkosh, WI

Note: Salary and work hours are computed from records of respondents working 35 or more hours per week in a job related to their training.

Fox Valley Technical College: 2017 Graduate Employment Research Report of 2015-16 Graduates

# Individualized Technical Studies

108251  
Associate in Applied Science Degree

	<b>Class of 2016 6 Months After Graduation</b>	<b>Class of 2011* 6 Months After Graduation</b>	<b>Class of 2011* 5 Years After Graduation</b>
Total Number of Graduates	16	25	26
Number Responding	12	25	25
Total Employed	7	4	4
Percent Employed***	78%	67%	100%
Related Employment	6	2	3
Unrelated Employment	1	2	1
Seeking Employment	2	2	-
Not in Labor Market	3	19	21
Employed in the District	6 of 7	3 of 4	2 of 4
Median Annual Salary	49,847	-	-
Average Annual Salary	50,284 (4)	-	-
Range of Annual Salary	37,440 - 64,000	-	-
Average Hourly Rate	24.17 (4)	-	-
Average Hours Per Week	42 (5)	-	-
Employed Full Time	5	1	1
Employed Part Time	1	1	2
Range of Hours Per Week	40 - 45	-	-

\*\*\* of those available for employment (number responding minus those not in the labor market)

( ) = number of graduates responding

\*Variations in state reporting impacts graduate counts.

### Actual positions held by 2016 graduates:

Engineering Tech, Kohler Co., Kohler, WI

Instructor, Fox Valley Technical College, Appleton, WI

Project and Development Specialist, Fox Valley Technical College, Appleton, WI

Test Technician, Ducommun La Barge, Appleton, WI

Note: Salary and work hours are computed from records of respondents working 35 or more hours per week in a job related to their training.

Fox Valley Technical College: 2017 Graduate Employment Research Report of 2015-16 Graduates

# Industrial Engineering Technology

106231

Associate in Applied Science Degree

*Formerly: 106237 - Applied Engineering Technology*

	<b>Class of 2016 6 Months After Graduation</b>	<b>Class of 2011 6 Months After Graduation</b>	<b>Class of 2011 5 Years After Graduation</b>
Total Number of Graduates	6	18	18
Number Responding	4	13	10
Total Employed	4	12	9
Percent Employed***	100%	92%	100%
Related Employment	4	9	8
Unrelated Employment	-	3	1
Seeking Employment	-	1	-
Not in Labor Market	-	-	1
Employed in the District	<b>4 of 4</b>	10 of 12	7 of 9
Median Annual Salary	<b>50,260</b>	32,032	49,920
Average Annual Salary	<b>53,570 (4)</b>	35,156 (7)	51,148 (5)
Range of Annual Salary	<b>45,760 - 68,000</b>	24,960 - 50,336	42,100 - 60,000
Average Hourly Rate	<b>25.75 (4)</b>	16.90 (7)	24.59 (5)
Average Hours Per Week	<b>44 (4)</b>	44 (8)	47 (8)
Employed Full Time	4	8	8
Employed Part Time	-	1	-
Range of Hours Per Week	<b>40 - 45</b>	40 - 50	40 - 60

\*\*\* of those available for employment (number responding minus those not in the labor market)

( ) = number of graduates responding

<b>Job listed in Wisconsin TechConnect</b>	Full-time	Part-time
FVTC District (5 counties):	22	2
New North (FVTC 5 counties + 13 Northeast WI counties):	25	2
Wisconsin:	60	5

**Actual positions held by 2016 graduates:**

- Engineering Technician, Ducommun La Barge, Appleton, WI
- Machinist Team Leader, Ariens Company, Brillion, WI
- Purchaser, Waupaca Foundry, Waupaca, WI
- Quality Technician III, Sargento Foods, Hilbert, WI

*Note: Salary and work hours are computed from records of respondents working 35 or more hours per week in a job related to their training.*

# Interior Design

103041  
Associate in Applied Science Degree

	<b>Class of 2016 6 Months After Graduation</b>	<b>Class of 2011* 6 Months After Graduation</b>	<b>Class of 2011* 5 Years After Graduation</b>
Total Number of Graduates	15	33	35
Number Responding	11	28	18
Total Employed	10	22	17
Percent Employed***	100%	92%	94%
Related Employment	9	11	15
Unrelated Employment	1	11	2
Seeking Employment	-	2	1
Not in Labor Market	1	4	-
Employed in the District	8 of 10	13 of 22	8 of 17
Median Annual Salary	31,200	20,800	40,000
Average Annual Salary	27,600 (5)	24,280 (5)	44,215 (12)
Range of Annual Salary	20,800 - 34,000	18,720 - 31,200	22,880 - 104,000
Average Hourly Rate	13.27 (5)	11.67 (5)	21.26 (12)
Average Hours Per Week	40 (7)	42 (7)	44 (13)
Employed Full Time	7	7	13
Employed Part Time	2	4	2
Range of Hours Per Week	35 - 50	35 - 60	38 - 60

\*\*\* of those available for employment (number responding minus those not in the labor market)

( ) = number of graduates responding

\*Variations in state reporting impacts graduate counts.

**Note:** Salaries include commission but exclude bonuses or product discounts associated with sales positions.

<b>Job listed in Wisconsin TechConnect</b>	Full-time	Part-time
FVTC District (5 counties):	29	29
New North (FVTC 5 counties + 13 Northeast WI counties):	45	32
Wisconsin:	132	50

**Actual positions held by 2016 graduates:**

Assistant Interior Designer, Design A La Mode, Suamico, WI  
 Sales, Pitney Bowes, Neenah, WI  
 Designer, Darboy Stone & Brick, Inc., Appleton, WI  
 Industrial Seamstress, David's Bridal, Appleton, WI  
 Interior Designer, Designs of the Times, Combined Locks, WI  
 Interior Designer/Sales, Floors by Roberts, Appleton, WI  
 Kitchen and Bath Interior Designer, Heritage Woodworks, Inc., Green Bay, WI

*Note: Salary and work hours are computed from records of respondents working 35 or more hours per week in a job related to their training.*

# Interior Design – Kitchen & Bath Design

103043

Associate in Applied Science Degree

	<b>Class of 2016 6 Months After Graduation</b>	<i>Class of 2011 6 Months After Graduation</i>	<i>Class of 2011 5 Years After Graduation</i>
Total Number of Graduates	4		
Number Responding	4		
Total Employed	4		
Percent Employed***	100%		
Related Employment	4		
Unrelated Employment	-		
Seeking Employment	-		
Not in Labor Market	-		
Employed in the District	3 of 4		<i>This program had no graduates in 2010-11</i>
Median Annual Salary	-		
Average Annual Salary	31,067 (3)		
Range of Annual Salary	28,000 - 34,000		
Average Hourly Rate	14.94 (3)		
Average Hours Per Week	42 (3)		
Employed Full Time	3		
Employed Part Time	1		
Range of Hours Per Week	40 - 45		

\*\*\* of those available for employment (number responding minus those not in the labor market)

( ) = number of graduates responding

**Note:** Salaries include commission but exclude bonuses or product discounts associated with sales positions.

<b>Job listed in Wisconsin TechConnect</b>	Full-time	Part-time
FVTC District (5 counties):	4	1
New North (FVTC 5 counties + 13 Northeast WI counties):	12	2
Wisconsin:	15	2

**Actual positions held by 2016 graduates:**

Designer, Valley Cabinet, Neenah, WI

Interior Designer, House of Flooring, Appleton, WI

Kitchen & Bath Interior Designer, Heritage Woodworks, Inc., Green Bay, WI

*Note: Salary and work hours are computed from records of respondents working 35 or more hours per week in a job related to their training.*

Fox Valley Technical College: 2017 Graduate Employment Research Report of 2015-16 Graduates



# IT - Computer Support Specialist

101543

Associate in Applied Science Degree

	<b>Class of 2016 6 Months After Graduation</b>	<b>Class of 2011 6 Months After Graduation</b>	<b>Class of 2011 5 Years After Graduation</b>
Total Number of Graduates	22	27	27
Number Responding	14	24	14
Total Employed	12	14	10
Percent Employed***	100%	82%	91%
Related Employment	9	12	6
Unrelated Employment	3	2	4
Seeking Employment	-	3	1
Not in Labor Market	2	7	3
Employed in the District	9 of 12	10 of 14	5 of 10
Median Annual Salary	43,680	37,992	47,195
Average Annual Salary	42,917 (7)	37,268 (8)	46,812 (5)
Range of Annual Salary	26,000 - 56,000	26,000 - 47,840	40,040 - 55,224
Average Hourly Rate	20.63 (7)	17.92 (8)	22.51 (5)
Average Hours Per Week	40 (8)	39 (10)	40 (5)
Employed Full Time	8	10	5
Employed Part Time	1	2	1
Range of Hours Per Week	40 - 40	36 - 40	40 - 40

\*\*\* of those available for employment (number responding minus those not in the labor market)

( ) = number of graduates responding

<b>Job listed in Wisconsin TechConnect</b>	Full-time	Part-time
FVTC District (5 counties):	132	35
New North (FVTC 5 counties + 13 Northeast WI counties):	226	61
Wisconsin:	659	157

## Actual positions held by 2016 graduates:

Hardware Specialist, Kaukauna Area School District, Kaukauna, WI  
 Help Desk Technician, OEC Graphics, Oshkosh, WI  
 IS Technical Services Senior, University of Wisconsin Oshkosh, Oshkosh, WI  
 Network Communication Systems Analyst, State of Wisconsin - State Patrol, Madison, WI  
 Operation Tech, TEKsystems, Appleton, WI  
 Service Desk Specialist, J.J. Keller & Associates, Inc., Neenah, WI  
 Technical Support Analyst, Georgia-Pacific Corp., Neenah, WI

Note: Salary and work hours are computed from records of respondents working 35 or more hours per week in a job related to their training.

Fox Valley Technical College: 2017 Graduate Employment Research Report of 2015-16 Graduates

# IT – Help Desk Support Specialist

311547  
Technical Diploma

	<b><i>Class of 2016 6 Months After Graduation</i></b>	<i>Class of 2011 6 Months After Graduation</i>	<i>Class of 2011 5 Years After Graduation</i>
Total Number of Graduates	12		
Number Responding	7		
Total Employed	4		
Percent Employed***	100%		
Related Employment	4		
Unrelated Employment	-		
Seeking Employment	-		
Not in Labor Market	3		
Employed in the District	4 of 4		<i>This program had no graduates in 2010-11</i>
Median Annual Salary	-		
Average Annual Salary	-		
Range of Annual Salary	-		
Average Hourly Rate	-		
Average Hours Per Week	40 (3)		
Employed Full Time	3		
Employed Part Time	1		
Range of Hours Per Week	40 - 40		

\*\*\* of those available for employment (number responding minus those not in the labor market)  
( ) = number of graduates responding

**Actual positions held by 2016 graduates:**

Hardware Specialist, Kaukauna Area School District, Kaukauna, WI  
IS Technical Services Senior, University of Wisconsin Oshkosh, Oshkosh, WI  
Service Desk Specialist, J.J. Keller & Associates, Inc., Neenah, WI

*Note: Salary and work hours are computed from records of respondents working 35 or more hours per week in a job related to their training.*

# IT - Network Specialist

101502  
Associate in Applied Science Degree

	<b>Class of 2016 6 Months After Graduation</b>	<b>Class of 2011 6 Months After Graduation</b>	<b>Class of 2011 5 Years After Graduation</b>
Total Number of Graduates	24	39	39
Number Responding	17	33	26
Total Employed	14	26	24
Percent Employed***	93%	93%	100%
Related Employment	11	22	17
Unrelated Employment	3	4	7
Seeking Employment	1	2	-
Not in Labor Market	2	5	2
Employed in the District	9 of 14	16 of 26	16 of 24
Median Annual Salary	41,000	36,180	52,344
Average Annual Salary	49,198 (10)	38,642 (16)	56,090 (16)
Range of Annual Salary	32,240 - 90,000	21,424 - 60,965	31,000 - 83,200
Average Hourly Rate	23.65 (10)	18.58 (16)	26.97 (16)
Average Hours Per Week	42 (11)	40 (19)	42 (17)
Employed Full Time	11	19	17
Employed Part Time	-	3	-
Range of Hours Per Week	40 - 50	36 - 40	37 - 45

\*\*\* of those available for employment (number responding minus those not in the labor market)  
( ) = number of graduates responding

<b>Job listed in Wisconsin TechConnect</b>	Full-time	Part-time
FVTC District (5 counties):	32	13
New North (FVTC 5 counties + 13 Northeast WI counties):	90	20
Wisconsin:	373	81

**Actual positions held by 2016 graduates:**

- Help Desk Support Specialist, First National Bank, Dallas, TX
- Help Desk Technician, OEC Graphics, Oshkosh, WI
- IT Help Desk Analyst, Bemis Company, Neenah, WI
- IT Specialist, UW Wisconsin-Madison, Madison, WI
- IT Technical Specialist, GBP INC, Madison, WI
- Network Security/Infrastructure Manager, Fox Valley Technical College, Appleton, WI
- Operations Technician, Thrivent Financial, Appleton, WI
- Security Engineer, Thrivent Financial, Appleton, WI
- Solution Center Agent II, Mercury Marine, Fond du Lac, WI
- Systems Administrator, Plexus Corporation, Neenah, WI
- Technical Customer Service Rep, Wildcard Corp, Stevens Point, WI

*Note: Salary and work hours are computed from records of respondents working 35 or more hours per week in a job related to their training.*

# IT – Network Systems Administration

101505  
Associate in Applied Science Degree

	<b>Class of 2016 6 Months After Graduation</b>	<i>Class of 2011 6 Months After Graduation</i>	<i>Class of 2011 5 Years After Graduation</i>
Total Number of Graduates	27		
Number Responding	20		
Total Employed	15		
Percent Employed***	88%		
Related Employment	14		
Unrelated Employment	1		
Seeking Employment	2		
Not in Labor Market	3		
Employed in the District	11 of 15		<i>This program had no graduates in 2010-11</i>
Median Annual Salary	40,300		
Average Annual Salary	44,280 (12)		
Range of Annual Salary	27,040 - 70,000		
Average Hourly Rate	21.29 (12)		
Average Hours Per Week	41 (13)		
Employed Full Time	13		
Employed Part Time	1		
Range of Hours Per Week	40 - 45		

\*\*\* of those available for employment (number responding minus those not in the labor market)  
( ) = number of graduates responding

<b>Job listed in Wisconsin TechConnect</b>	Full-time	Part-time
FVTC District (5 counties):	32	4
New North (FVTC 5 counties + 13 Northeast WI counties):	33	4
Wisconsin:	84	11

**Actual positions held by 2016 graduates:**

- Desktop Support Specialist, St. Olaf College, Northfield, MN
- Help Desk Specialist, AZCO, Inc., Appleton, WI
- Help Desk Technician, Paradise Solutions, Inc., Stevens Point, WI
- IT Help Desk, Thrivent Financial, Appleton, WI
- IT Helpdesk Analyst, Bemis Company, Neenah, WI
- IT Manager, Marvel Manufacturing Company, Inc., Oshkosh, WI
- Operations Technician, Thrivent Financial, Appleton, WI
- Service Desk Specialist I, Associated Bank, Green Bay, WI
- Systems Administrator, Faith Technologies, Inc., Menasha, WI
- Systems Administrator, Plexus Corporation, Neenah, WI
- Technology Specialist, Waupaca School District, Waupaca, WI
- Telecommunications and Network Analyst, Grande Cheese Company, Fond du Lac, WI

*Note: Salary and work hours are computed from records of respondents working 35 or more hours per week in a job related to their training.*

# IT - Software Developer

101521

Associate in Applied Science Degree

*Formerly: IT - Programmer/Analyst*

	<b>Class of 2016 6 Months After Graduation</b>	<b>Class of 2011* 6 Months After Graduation</b>	<b>Class of 2011* 5 Years After Graduation</b>
Total Number of Graduates	23	27	28
Number Responding	13	24	11
Total Employed	12	15	9
Percent Employed***	92%	71%	100%
Related Employment	9	14	8
Unrelated Employment	3	1	1
Seeking Employment	1	6	-
Not in Labor Market	-	3	2
Employed in the District	8 of 12	8 of 15	5 of 9
Median Annual Salary	51,250	41,000	60,000
Average Annual Salary	51,012 (8)	40,619 (10)	58,391 (6)
Range of Annual Salary	38,000 - 60,000	30,160 - 52,000	32,843 - 78,000
Average Hourly Rate	24.53 (8)	19.53 (10)	28.07 (6)
Average Hours Per Week	40 (9)	41 (12)	45 (8)
Employed Full Time	9	12	8
Employed Part Time	-	2	-
Range of Hours Per Week	38 - 45	40 - 45	40 - 55

\*\*\* of those available for employment (number responding minus those not in the labor market)

( ) = number of graduates responding

\*Variations in state reporting impacts graduate counts.

<b>Job listed in Wisconsin TechConnect</b>	Full-time	Part-time
FVTC District (5 counties):	42	5
New North (FVTC 5 counties + 13 Northeast WI counties):	67	15
Wisconsin:	205	42

**Actual positions held by 2016 graduates:**

- Analyst IT, Constellation Energy/Exelon, De Pere, WI
- Application Consultant, Workforce Insight, Denver, CO
- Database Administrator, Plexus Corporation, Neenah, WI
- Database Administrator, United Way Fox Cities, Menasha, WI
- Developer, U.S. Bank, Oshkosh, WI
- Programmer, Blankenheim Services, Appleton, WI
- Software Engineer, Prevention Genetics, LLC, Marshfield, WI
- Software Quality Analyst, Nsight, Green Bay, WI
- Systems Administrator, Plexus Corporation, Neenah, WI

*Note: Salary and work hours are computed from records of respondents working 35 or more hours per week in a job related to their training.*

# IT - Web Development & Design Specialist

101522

Associate in Applied Science Degree

	<b>Class of 2016 6 Months After Graduation</b>	<b>Class of 2011* 6 Months After Graduation</b>	<b>Class of 2011* 5 Years After Graduation</b>
Total Number of Graduates	26	43	42
Number Responding	18	35	22
Total Employed	15	18	19
Percent Employed***	83%	62%	100%
Related Employment	8	12	12
Unrelated Employment	7	6	7
Seeking Employment	3	11	-
Not in Labor Market	-	6	3
Employed in the District	10 of 15	13 of 18	10 of 19
Median Annual Salary	39,000	44,000	60,250
Average Annual Salary	39,369 (7)	43,496 (5)	55,264 (10)
Range of Annual Salary	24,960 - 50,000	36,000 - 52,000	32,843 - 72,000
Average Hourly Rate	18.93 (7)	20.91 (5)	26.57 (10)
Average Hours Per Week	40 (7)	41 (9)	43 (12)
Employed Full Time	7	9	12
Employed Part Time	1	3	-
Range of Hours Per Week	36 - 42	40 - 45	40 - 50

\*\*\* of those available for employment (number responding minus those not in the labor market)

( ) = number of graduates responding

\*Variations in state reporting impacts graduate counts.

<b>Job listed in Wisconsin TechConnect</b>	Full-time	Part-time
FVTC District (5 counties):	34	15
New North (FVTC 5 counties + 13 Northeast WI counties):	44	24
Wisconsin:	44	27

## Actual positions held by 2016 graduates:

Marketing Coordinator, Service Motor Company, Dale, WI  
 Process Automation Modeler, Schneider National, Green Bay, WI  
 Software Consultant, Marco Inc., Green Bay, WI  
 Software Engineer, Multi Media Channels LLC, Waupaca, WI  
 Web Applications Developer, PDQ Manufacturing, Inc., De Pere, WI  
 Web Developer, Element, De Pere, WI

Note: Salary and work hours are computed from records of respondents working 35 or more hours per week in a job related to their training.

Fox Valley Technical College: 2017 Graduate Employment Research Report of 2015-16 Graduates

# Laboratory Science Assistant

315061  
Technical Diploma

	<b>Class of 2016 6 Months After Graduation</b>	<i>Class of 2011 6 Months After Graduation</i>	<i>Class of 2011 5 Years After Graduation</i>
Total Number of Graduates	8		
Number Responding	7		
Total Employed	5		
Percent Employed***	100%		
Related Employment	2		
Unrelated Employment	3		
Seeking Employment	-		
Not in Labor Market	2		
Employed in the District	2 of 5		
Median Annual Salary	-		
Average Annual Salary	-		
Range of Annual Salary	-		
Average Hourly Rate	-		
Average Hours Per Week	-		
Employed Full Time	2		
Employed Part Time	-		
Range of Hours Per Week	40 - 40		

*This program had  
no graduates in 2010-11*

\*\*\* of those available for employment (number responding minus those not in the labor market)

( ) = number of graduates responding

<b>Job listed in Wisconsin TechConnect</b>	Full-time	Part-time
FVTC District (5 counties):	1	0
New North (FVTC 5 counties + 13 Northeast WI counties):	1	0
Wisconsin:	1	0

### Actual positions held by 2016 graduates:

Lab Tech, Spectraforce Technologies, Inc., Neenah, WI  
Microbiology Lab Tech, Infinity Foods, Plover, WI

*Note: Salary and work hours are computed from records of respondents working 35 or more hours per week in a job related to their training.*

# Laboratory Science Technician

105064

Associate in Applied Science Degree

	<b>Class of 2016 6 Months After Graduation</b>	<i>Class of 2011 6 Months After Graduation</i>	<i>Class of 2011 5 Years After Graduation</i>
Total Number of Graduates	8		
Number Responding	6		
Total Employed	6		
Percent Employed***	100%		
Related Employment	4		
Unrelated Employment	2		
Seeking Employment	-		
Not in Labor Market	-		
Employed in the District	2 of 6		<i>This program had no graduates in 2010-11</i>
Median Annual Salary	33,665		
Average Annual Salary	36,132 (4)		
Range of Annual Salary	31,200 - 46,000		
Average Hourly Rate	17.37 (4)		
Average Hours Per Week	40 (4)		
Employed Full Time	4		
Employed Part Time	-		
Range of Hours Per Week	40 - 40		

\*\*\* of those available for employment (number responding minus those not in the labor market)

( ) = number of graduates responding

**Note:** Formerly shared with MSTC.

<b>Job listed in Wisconsin TechConnect</b>	Full-time	Part-time
FVTC District (5 counties):	8	8
New North (FVTC 5 counties + 13 Northeast WI counties):	13	9
Wisconsin:	41	10

### Actual positions held by 2016 graduates:

Corp Quality Data Systems Tech, Bay Valley Foods LLC, Green Bay, WI  
 Laboratory Technician II, Encapsys, LLC, Appleton, WI  
 Microbiologist, Institute for Environmental Health, Sparta, WI  
 Microbiology Lab Tech, Infinity Foods, Plover, WI

*Note: Salary and work hours are computed from records of respondents working 35 or more hours per week in a job related to their training.*

Fox Valley Technical College: 2017 Graduate Employment Research Report of 2015-16 Graduates



# Machine Tool Technician

324201  
Technical Diploma

	<b>Class of 2016 6 Months After Graduation</b>	<b>Class of 2011 6 Months After Graduation</b>	<b>Class of 2011 5 Years After Graduation</b>
Total Number of Graduates	21	13	13
Number Responding	12	11	6
Total Employed	11	11	6
Percent Employed***	100%	100%	100%
Related Employment	11	9	4
Unrelated Employment	-	2	2
Seeking Employment	-	-	-
Not in Labor Market	1	-	-
Employed in the District	10 of 11	10 of 11	4 of 6
Median Annual Salary	34,840	32,448	44,720
Average Annual Salary	36,896 (10)	33,747 (9)	44,954 (4)
Range of Annual Salary	31,200 - 45,760	29,994 - 43,680	43,472 - 46,904
Average Hourly Rate	17.74 (10)	16.22 (9)	21.61 (4)
Average Hours Per Week	44 (11)	42 (9)	40 (4)
Employed Full Time	11	9	4
Employed Part Time	-	-	-
Range of Hours Per Week	40 - 50	40 - 48	40 - 40

\*\*\* of those available for employment (number responding minus those not in the labor market)  
( ) = number of graduates responding

<b>Job listed in Wisconsin TechConnect</b>	Full-time	Part-time
FVTC District (5 counties):	255	12
New North (FVTC 5 counties + 13 Northeast WI counties):	255	12
Wisconsin:	269	15

### Actual positions held by 2016 graduates:

Assembly, Oshkosh Corporation, Oshkosh, WI  
CNC Machinist, Van Zeeland Manufacturing Inc., Little Chute, WI  
Machine Tool Technician, Baum Machine, Inc., Appleton, WI  
Machine Tool Technician, A to Z Machine Co., Appleton, WI  
Machinist - CNC Operator, Webex Inc, Neenah, WI  
Machinist Tool Technician, Baum Machine, Inc., Appleton, WI  
Machinist, Eagle Supply & Plastics, Appleton, WI (2)  
Machinist, Triple E Machine, Inc., Little Chute, WI  
Quality Engineer, Walker Forge, Clintonville, WI

Note: Salary and work hours are computed from records of respondents working 35 or more hours per week in a job related to their training.

Fox Valley Technical College: 2017 Graduate Employment Research Report of 2015-16 Graduates

# Management Development/Supervisory Management

101961  
Associate in Applied Science Degree

	<b>Class of 2016 6 Months After Graduation</b>	<b>Class of 2011 6 Months After Graduation</b>	<b>Class of 2011 5 Years After Graduation</b>
Total Number of Graduates	23	38	38
Number Responding	13	33	31
Total Employed	10	32	28
Percent Employed***	83%	100%	100%
Related Employment	7	26	20
Unrelated Employment	3	6	8
Seeking Employment	2	-	-
Not in Labor Market	1	1	3
Employed in the District	9 of 10	26 of 32	21 of 28
Median Annual Salary	-	53,000	60,375
Average Annual Salary	52,573 (3)	51,321 (21)	64,211 (12)
Range of Annual Salary	44,720 - 60,000	25,000 - 81,000	35,360 - 105,000
Average Hourly Rate	25.28 (3)	24.67 (21)	30.87 (12)
Average Hours Per Week	43 (6)	45 (25)	47 (20)
Employed Full Time	6	25	20
Employed Part Time	1	1	-
Range of Hours Per Week	40 - 50	35 - 70	40 - 70

\*\*\* of those available for employment (number responding minus those not in the labor market)

( ) = number of graduates responding

**Note:** Because most graduates were previously employed as supervisors, salaries shown are higher than entry level.

<b>Job listed in Wisconsin TechConnect</b>	Full-time	Part-time
FVTC District (5 counties):	61	31
New North (FVTC 5 counties + 13 Northeast WI counties):	94	37
Wisconsin:	421	66

### Actual positions held by 2016 graduates:

Coder Assistant, Bemis Company, Oshkosh, WI  
 Production Supervisor, Sargento Foods, Kiel, WI  
 Production Supervisor, Walker Forge, Clintonville, WI  
 Property Maintenance Technician 2, J.J. Keller & Associates, Inc., Neenah, WI  
 Safety Specialist, Oshkosh Corporation, Oshkosh, WI  
 Salary Manager, Performance Welding, Little Chute, WI

*Note: Salary and work hours are computed from records of respondents working 35 or more hours per week in a job related to their training.*

Fox Valley Technical College: 2017 Graduate Employment Research Report of 2015-16 Graduates

# Marketing

101043  
Associate in Applied Science Degree

	<b>Class of 2016 6 Months After Graduation</b>	<b>Class of 2011 6 Months After Graduation</b>	<b>Class of 2011 5 Years After Graduation</b>
Total Number of Graduates	29	51	51
Number Responding	19	45	26
Total Employed	9	32	23
Percent Employed***	82%	89%	96%
Related Employment	6	21	17
Unrelated Employment	3	11	6
Seeking Employment	2	4	1
Not in Labor Market	8	9	2
Employed in the District	6 of 9	27 of 32	13 of 23
Median Annual Salary	38,000	27,040	50,000
Average Annual Salary	37,260 (4)	29,209 (13)	52,142 (15)
Range of Annual Salary	27,040 - 46,000	17,160 - 44,000	22,000 - 141,000
Average Hourly Rate	17.91 (4)	14.04 (13)	25.07 (15)
Average Hours Per Week	45 (4)	42 (19)	44 (15)
Employed Full Time	4	19	15
Employed Part Time	2	2	2
Range of Hours Per Week	40 - 50	38 - 50	40 - 55

\*\*\* of those available for employment (number responding minus those not in the labor market)

( ) = number of graduates responding

**Note:** Salaries include commission but exclude bonuses or product discounts associated with sales positions.

<b>Job listed in Wisconsin TechConnect</b>	Full-time	Part-time
FVTC District (5 counties):	1,066	245
New North (FVTC 5 counties + 13 Northeast WI counties):	1,160	322
Wisconsin:	3,060	831

**Actual positions held by 2016 graduates:**

Escrow Assistant, First American Financial Corp, Appleton, WI  
 Outside Sales, Fastenal, Green Bay, WI  
 Relationship Manager, BMO Harris Bank, Hortonville, WI  
 Route Sales Representative, Schwan's Food, West Salem, WI

*Note: Salary and work hours are computed from records of respondents working 35 or more hours per week in a job related to their training.*

# Mechanical CAD Drafting

316063  
Technical Diploma

	<b>Class of 2016 6 Months After Graduation</b>	<i>Class of 2011 6 Months After Graduation</i>	<i>Class of 2011 5 Years After Graduation</i>
Total Number of Graduates	28		
Number Responding	24		
Total Employed	7		
Percent Employed***	88%		
Related Employment	7		
Unrelated Employment	-		
Seeking Employment	1		
Not in Labor Market	16		
Employed in the District	7 of 7		
Median Annual Salary	38,480		
Average Annual Salary	39,104 (5)		
Range of Annual Salary	31,200 - 53,040		
Average Hourly Rate	18.80 (5)		
Average Hours Per Week	43 (5)		
Employed Full Time	5		
Employed Part Time	2		
Range of Hours Per Week	40 - 50		

*This program had  
no graduates in 2010-11*

\*\*\* of those available for employment (number responding minus those not in the labor market)  
( ) = number of graduates responding

<b>Job listed in Wisconsin TechConnect</b>	Full-time	Part-time
FVTC District (5 counties):	59	10
New North (FVTC 5 counties + 13 Northeast WI counties):	63	11
Wisconsin:	77	12

### Actual positions held by 2016 graduates:

Drafter - Intern, Oshkosh Corporation, Oshkosh, WI  
Electrical Risk Management CAD Tech, Faith Technologies, Inc., Menasha, WI  
Mechanical Drafter, Multi-Conveyor LLC, Winneconne, WI  
Mechanical Technician, AZCO, Inc., Menasha, WI  
Tool Designer, Oshkosh Corporation, Oshkosh, WI

*Note: Salary and work hours are computed from records of respondents working 35 or more hours per week in a job related to their training.*

Fox Valley Technical College: 2017 Graduate Employment Research Report of 2015-16 Graduates

# Mechanical Design Technology

106061  
Associate in Applied Science Degree

	<b>Class of 2016 6 Months After Graduation</b>	<b>Class of 2011 6 Months After Graduation</b>	<b>Class of 2011 5 Years After Graduation</b>
Total Number of Graduates	27	20	20
Number Responding	18	16	13
Total Employed	13	14	13
Percent Employed***	93%	100%	100%
Related Employment	13	13	11
Unrelated Employment	-	1	2
Seeking Employment	1	-	-
Not in Labor Market	4	2	-
Employed in the District	12 of 13	8 of 14	6 of 13
Median Annual Salary	44,200	36,920	50,460
Average Annual Salary	43,839 (12)	37,817 (12)	50,963 (8)
Range of Annual Salary	31,200 - 53,040	30,160 - 45,760	37,024 - 72,000
Average Hourly Rate	21.08 (12)	18.18 (12)	24.50 (8)
Average Hours Per Week	43 (13)	42 (13)	44 (9)
Employed Full Time	13	13	9
Employed Part Time	-	-	2
Range of Hours Per Week	40 - 50	40 - 50	40 - 52

\*\*\* of those available for employment (number responding minus those not in the labor market)  
( ) = number of graduates responding

<b>Job listed in Wisconsin TechConnect</b>	Full-time	Part-time
FVTC District (5 counties):	154	14
New North (FVTC 5 counties + 13 Northeast WI counties):	333	24
Wisconsin:	678	68

## Actual positions held by 2016 graduates:

Designer, Oshkosh Corporation, Oshkosh, WI  
 Designer, Pierce Manufacturing, Appleton, WI (2)  
 Drafter, Baisch Engineering, Inc., Kaukauna, WI  
 Electrical Risk Management CAD Tech, Faith Technologies, Inc., Menasha, WI  
 Mechanical Designer, Oshkosh Corporation, Appleton, WI  
 Mechanical Designer, Oshkosh Corporation, Oshkosh, WI  
 Mechanical Designer, Perfect Patterns, Appleton, WI  
 Mechanical Designer, Stellar Group, Stevens Point, WI  
 Mechanical Technician, AZCO, Inc., Appleton, WI  
 Mechanical Technician, AZCO, Inc., Menasha, WI  
 Tool Designer, Oshkosh Corporation, Oshkosh, WI

Note: Salary and work hours are computed from records of respondents working 35 or more hours per week in a job related to their training.

Fox Valley Technical College: 2017 Graduate Employment Research Report of 2015-16 Graduates

# Medical Administrative Professional

101602  
Associate in Applied Science Degree

	<b>Class of 2016 6 Months After Graduation</b>	<b>Class of 2011* 6 Months After Graduation</b>	<b>Class of 2011* 5 Years After Graduation</b>
Total Number of Graduates	11	39	25
Number Responding	8	34	16
Total Employed	7	27	13
Percent Employed***	100%	90%	93%
Related Employment	4	20	7
Unrelated Employment	3	7	6
Seeking Employment	-	3	1
Not in Labor Market	1	4	2
Employed in the District	4 of 7	26 of 27	10 of 13
Median Annual Salary	26,520	26,354	38,189
Average Annual Salary	26,634 (4)	25,812 (12)	42,166 (5)
Range of Annual Salary	25,418 - 28,080	17,680 - 31,200	27,040 - 56,160
Average Hourly Rate	12.80 (4)	12.41 (12)	20.27 (5)
Average Hours Per Week	40 (4)	42 (16)	40 (5)
Employed Full Time	4	16	5
Employed Part Time	-	4	2
Range of Hours Per Week	40 - 40	40 - 60	40 - 40

\*\*\* of those available for employment (number responding minus those not in the labor market)

( ) = number of graduates responding

\*Variations in state reporting impacts graduate counts.

<b>Job listed in Wisconsin TechConnect</b>	Full-time	Part-time
FVTC District (5 counties):	45	26
New North (FVTC 5 counties + 13 Northeast WI counties):	45	27
Wisconsin:	161	64

### Actual positions held by 2016 graduates:

Customer Service Representative, Anthem/Blue Cross, Fond du Lac, WI  
Healthcare Assistant, ThedaCare, Inc., Appleton, WI  
Patient Service Representative, BayCare Clinic, Green Bay, WI

Note: Salary and work hours are computed from records of respondents working 35 or more hours per week in a job related to their training.

Fox Valley Technical College: 2017 Graduate Employment Research Report of 2015-16 Graduates

# Medical Assistant

315091  
Technical Diploma

	<b>Class of 2016 6 Months After Graduation</b>	<b>Class of 2011* 6 Months After Graduation</b>	<b>Class of 2011* 5 Years After Graduation</b>
Total Number of Graduates	47	40	41
Number Responding	35	34	23
Total Employed	31	20	17
Percent Employed***	94%	69%	89%
Related Employment	28	17	14
Unrelated Employment	3	3	3
Seeking Employment	2	9	2
Not in Labor Market	2	5	4
Employed in the District	27 of 31	18 of 20	14 of 17
Median Annual Salary	28,995	28,766	35,000
Average Annual Salary	29,407 (14)	29,941 (13)	37,725 (9)
Range of Annual Salary	24,960 - 35,922	25,709 - 34,840	24,960 - 56,160
Average Hourly Rate	14.14 (14)	14.39 (13)	18.14 (9)
Average Hours Per Week	39 (14)	38 (13)	42 (12)
Employed Full Time	14	13	12
Employed Part Time	14	4	2
Range of Hours Per Week	35 - 48	35 - 40	36 - 60

\*\*\* of those available for employment (number responding minus those not in the labor market)

( ) = number of graduates responding

\*Variations in state reporting impacts graduate counts.

<b>Job listed in Wisconsin TechConnect</b>	Full-time	Part-time
FVTC District (5 counties):	38	53
New North (FVTC 5 counties + 13 Northeast WI counties):	115	102
Wisconsin:	535	310

## Actual positions held by 2016 graduates:

Certified Medical Assistant, Affinity Medical Group, Appleton, WI  
 Certified Medical Assistant, Affinity Medical Group, Neenah, WI  
 Certified Medical Assistant, Aurora Health Care, Oshkosh, WI  
 Certified Medical Assistant, Partnership Community Health Center, Menasha, WI  
 Certified Medical Assistant, ThedaCare, Inc., Berlin, WI  
 Certified Medical Assistant, ThedaCare, Inc., New London, WI  
 Clinical Assistant, Neuroscience Group, Neenah, WI  
 CMA/PSR, Prevea, Neenah, WI  
 Donor Center Technician, Grifols Biomat USA, Menasha, WI  
 Med Tech, Aurora Health Care, Oshkosh, WI  
 Medical Assistant, Aurora Health Care, Oshkosh, WI  
 Medical Assistant, ThedaCare, Inc., Menasha, WI  
 Medical Assistant, ThedaCare, Inc., Neenah, WI

Note: Salary and work hours are computed from records of respondents working 35 or more hours per week in a job related to their training.

Fox Valley Technical College: 2017 Graduate Employment Research Report of 2015-16 Graduates

# Medical Coding Specialist

315302  
 Technical Diploma  
 Formerly: 305302

	<b>Class of 2016 6 Months After Graduation</b>	<i>Class of 2011* 6 Months After Graduation</i>	<i>Class of 2011* 5 Years After Graduation</i>
Total Number of Graduates	42		
Number Responding	31		
Total Employed	23		
Percent Employed***	79%		
Related Employment	9		
Unrelated Employment	14		
Seeking Employment	6		
Not in Labor Market	2		
Employed in the District	17 of 23		<i>This program had no graduates in 2010-11</i>
Median Annual Salary	33,072		
Average Annual Salary	33,779 (6)		
Range of Annual Salary	29,120 - 41,600		
Average Hourly Rate	16.24 (6)		
Average Hours Per Week	40 (6)		
Employed Full Time	6		
Employed Part Time	3		
Range of Hours Per Week	40 - 40		

\*\*\* of those available for employment (number responding minus those not in the labor market)

( ) = number of graduates responding

\*Variations in state reporting impacts graduate counts.

<b>Job listed in Wisconsin TechConnect</b>	Full-time	Part-time
FVTC District (5 counties):	7	1
New North (FVTC 5 counties + 13 Northeast WI counties):	13	6
Wisconsin:	97	27

## Actual positions held by 2016 graduates:

Client Enrollment Specialist, Schenck SC, Appleton, WI  
 Coding/Auditing Specialist, ThedaCare, Inc., Appleton, WI  
 Medical Coder, Fox Valley Hematology & Oncology, Appleton, WI  
 Medical Coder, Hand to Shoulder Center of WI, Appleton, WI  
 Patient Access Representative, Aurora Health Center, Oshkosh, WI  
 Posting Analyst, Valley Eye Associates, Appleton, WI

Note: Salary and work hours are computed from records of respondents working 35 or more hours per week in a job related to their training.

Fox Valley Technical College: 2017 Graduate Employment Research Report of 2015-16 Graduates



# Medical Office Assistant

311602  
Technical Diploma

	<b>Class of 2016 6 Months After Graduation</b>	<b>Class of 2011 6 Months After Graduation</b>	<b>Class of 2011 5 Years After Graduation</b>
Total Number of Graduates	23	3	3
Number Responding	18	3	-
Total Employed	12	2	-
Percent Employed***	100%	100%	-
Related Employment	10	2	-
Unrelated Employment	2	-	-
Seeking Employment	-	-	-
Not in Labor Market	6	1	-
Employed in the District	10 of 12	1 of 2	-
Median Annual Salary	26,520	-	-
Average Annual Salary	28,049 (6)	-	-
Range of Annual Salary	22,672 - 40,000	-	-
Average Hourly Rate	13.49 (6)	-	-
Average Hours Per Week	39 (7)	-	-
Employed Full Time	7	2	-
Employed Part Time	3	-	-
Range of Hours Per Week	35 - 40	40 - 41	-

\*\*\* of those available for employment (number responding minus those not in the labor market)  
( ) = number of graduates responding

<b>Job listed in Wisconsin TechConnect</b>	Full-time	Part-time
FVTC District (5 counties):	20	12
New North (FVTC 5 counties + 13 Northeast WI counties):	20	12
Wisconsin:	34	22

### Actual positions held by 2016 graduates:

Healthcare Assistant, ThedaCare, Inc., Appleton, WI  
 Medical Office Assistant, Network Health, Menasha, WI  
 Patient Access Specialist, Bay Area Medical Center, Marinette, WI  
 Patient Service Representative, BayCare Clinic, Green Bay, WI  
 Patient Service Representative, Catalpa Health, Appleton, WI

Note: Salary and work hours are computed from records of respondents working 35 or more hours per week in a job related to their training.

Fox Valley Technical College: 2017 Graduate Employment Research Report of 2015-16 Graduates

# Meeting & Event Management

101096  
Associate in Applied Science Degree

	<b>Class of 2016 6 Months After Graduation</b>	<b>Class of 2011 6 Months After Graduation</b>	<b>Class of 2011 5 Years After Graduation</b>
Total Number of Graduates	10	3	3
Number Responding	6	3	2
Total Employed	6	3	1
Percent Employed***	100%	100%	100%
Related Employment	6	2	1
Unrelated Employment	-	1	-
Seeking Employment	-	-	-
Not in Labor Market	-	-	1
Employed in the District	4 of 6	3 of 3	1 of 1
Median Annual Salary	35,880	-	-
Average Annual Salary	32,673 (6)	-	-
Range of Annual Salary	23,400 - 38,000	-	-
Average Hourly Rate	15.71 (6)	-	-
Average Hours Per Week	41 (6)	-	-
Employed Full Time	6	1	1
Employed Part Time	-	1	-
Range of Hours Per Week	40 - 45	-	-

\*\*\* of those available for employment (number responding minus those not in the labor market)

( ) = number of graduates responding

<b>Job listed in Wisconsin TechConnect</b>	Full-time	Part-time
FVTC District (5 counties):	11	12
New North (FVTC 5 counties + 13 Northeast WI counties):	21	16
Wisconsin:	112	125

## Actual positions held by 2016 graduates:

Administrative Assistant, Fox Valley Technical College, Appleton, WI  
 Event Manager, Simply Country Barn, Freedom, WI  
 Event Support Coordinator, The Marq, De Pere, WI  
 Events & Wedding Coordinator, Stoney Creek Hotel and Conference Center, Rothschild, WI  
 Program Coordinator, Fox World Travel, Oshkosh, WI  
 Regional Conference Services Manager, Riverwalk Hotel and Holiday Inn Hotel, Appleton, WI

Note: Salary and work hours are computed from records of respondents working 35 or more hours per week in a job related to their training.

Fox Valley Technical College: 2017 Graduate Employment Research Report of 2015-16 Graduates

# Natural Resources Technician

100571

Associate in Applied Science Degree

	<b>Class of 2016 6 Months After Graduation</b>	<b>Class of 2011 6 Months After Graduation</b>	<b>Class of 2011 5 Years After Graduation</b>
Total Number of Graduates	35	20	20
Number Responding	27	16	13
Total Employed	21	11	12
Percent Employed***	100%	85%	92%
Related Employment	16	5	6
Unrelated Employment	5	6	6
Seeking Employment	-	2	1
Not in Labor Market	6	3	-
Employed in the District	9 of 21	2 of 11	1 of 12
Median Annual Salary	32,100	27,040	44,390
Average Annual Salary	29,318 (10)	28,496 (5)	44,945 (6)
Range of Annual Salary	19,614 - 42,494	16,640 - 47,840	34,528 - 55,000
Average Hourly Rate	14.10 (10)	13.70 (5)	21.61 (6)
Average Hours Per Week	41 (13)	39 (5)	43 (6)
Employed Full Time	13	5	6
Employed Part Time	3	-	-
Range of Hours Per Week	40 - 54	35 - 40	40 - 50

\*\*\* of those available for employment (number responding minus those not in the labor market)

( ) = number of graduates responding

<b>Job listed in Wisconsin TechConnect</b>	Full-time	Part-time
FVTC District (5 counties):	38	1
New North (FVTC 5 counties + 13 Northeast WI counties):	42	1
Wisconsin:	63	9

## Actual positions held by 2016 graduates:

Biological Science Tech, USDA Wildlife Services, Waupun, WI  
 Environmental Technician, Mach IV Engineering and Surveying LLC, Green Bay, WI  
 Facility Repair Worker, WI Department of Natural Resources, Antigo, WI  
 Fishery Technician Advanced, WI Department of Natural Resources, Madison, WI  
 Laborer, WI Department of Natural Resources, Madison, WI  
 LTE Wildlife Technician, WI Department of Natural Resources, Baraboo, WI  
 Maintenance/Wastewater Operator, Heart-Valley Metro Sewage, Kaukauna, WI  
 Natural Resources Technician, Sokaogon-Chippewa Community, Crandon, WI  
 Pond Manager & Specialist, Wisconsin Lake and Pond Resource, Eldorado, WI  
 Public Works, Village of Weyerhaeuser, Weyerhaeuser, WI  
 Soil Conservationist, Green Lake County, Green Lake, WI  
 Visitor Services Associates, Hartman Creek State Park, Waupaca, WI

Note: Salary and work hours are computed from records of respondents working 35 or more hours per week in a job related to their training.

Fox Valley Technical College: 2017 Graduate Employment Research Report of 2015-16 Graduates

# Nursing - Associate Degree

105431

Associate in Applied Science Degree

	<b>Class of 2016 6 Months After Graduation</b>	<b>Class of 2011 6 Months After Graduation</b>	<b>Class of 2011 5 Years After Graduation</b>
Total Number of Graduates	<b>86</b>	61	61
Number Responding	<b>61</b>	46	37
Total Employed	<b>60</b>	46	33
Percent Employed***	<b>98%</b>	100%	100%
Related Employment	<b>60</b>	46	32
Unrelated Employment	-	-	1
Seeking Employment	<b>1</b>	-	-
Not in Labor Market	-	-	4
Employed in the District	<b>50 of 60</b>	36 of 46	27 of 33
Median Annual Salary	<b>55,474</b>	47,840	65,520
Average Annual Salary	<b>56,462 (29)</b>	48,453 (19)	66,557 (14)
Range of Annual Salary	<b>47,611 - 68,000</b>	37,440 - 64,043	55,120 - 91,000
Average Hourly Rate	<b>27.15 (29)</b>	23.29 (19)	32.00 (14)
Average Hours Per Week	<b>38 (29)</b>	38 (23)	39 (14)
Employed Full Time	<b>29</b>	23	14
Employed Part Time	<b>31</b>	23	18
Range of Hours Per Week	<b>36 - 40</b>	35 - 40	36 - 40

\*\*\* of those available for employment (number responding minus those not in the labor market)

( ) = number of graduates responding

**Note:** Graduates are required to pass a national licensing examination in order to work as a Registered Nurse.

<b>Job listed in Wisconsin TechConnect</b>	Full-time	Part-time
FVTC District (5 counties):	192	244
New North (FVTC 5 counties + 13 Northeast WI counties):	376	422
Wisconsin:	1,390	1,182

**Actual positions held by 2016 graduates:**

- Admission/Discharge Nurse, Mercy Medical Center, Oshkosh, WI
- Adolescent and Child Psychiatric RN, One Ascension (St. Elizabeth Hospital), Appleton, WI
- Nurse Clinician 2, Winnebago Mental Health Institute, Winnebago, WI
- Nurse Clinician 2, Wisconsin Resource Center, Oshkosh, WI
- Nursing Assistant - ADN, St. Elizabeth Hospital, Appleton, WI
- Operating Room Nurse, ThedaCare, Inc., Neenah, WI
- Registered Nurse - Labor and Delivery, Aurora Health Care, Oshkosh, WI
- Registered Nurse - Medical Surgical, Aurora Health Care, Oshkosh, WI
- Registered Nurse, Aurora Health Care, Green Bay, WI
- Registered Nurse, Aurora Health Care, Oshkosh, WI (7)
- Registered Nurse, Aurora St. Luke's Medical Center, Milwaukee, WI (2)
- Registered Nurse, Calumet Medical Center, Chilton, WI
- Registered Nurse, Correct Care Solutions--Waupaca County Jail, Waupaca, WI
- Registered Nurse, Department of Corrections, Waupun, WI
- Registered Nurse, Mercy Medical Center, Oshkosh, WI
- Registered Nurse, Parkview Health Center, Oshkosh, WI
- Registered Nurse, St. Elizabeth Hospital, Appleton, WI
- Registered Nurse, ThedaCare, Inc., Appleton, WI (3)
- Registered Nurse, ThedaCare, Inc., Berlin, WI
- Registered Nurse, Winnebago Mental Health Institute, Winnebago, WI

*Note: Salary and work hours are computed from records of respondents working 35 or more hours per week in a job related to their training.*

Fox Valley Technical College: 2017 Graduate Employment Research Report of 2015-16 Graduates

# Nursing Assistant

305431  
Technical Diploma

	<b>Class of 2016 6 Months After Graduation</b>	<b>Class of 2011 6 Months After Graduation</b>	<b>Class of 2011 5 Years After Graduation</b>
Total Number of Graduates	604	778	778
Number Responding	501	523	268
Total Employed	226	242	204
Percent Employed***	91%	89%	97%
Related Employment	167	160	137
Unrelated Employment	59	82	67
Seeking Employment	22	30	6
Not in Labor Market	253	251	58
Employed in the District	192 of 226	183 of 242	134 of 204
Median Annual Salary	23,920	23,296	37,440
Average Annual Salary	24,885 (49)	26,009 (47)	40,528 (66)
Range of Annual Salary	18,720 - 39,000	18,720 - 75,000	10,800 - 68,640
Average Hourly Rate	11.96 (49)	12.50 (47)	19.48 (66)
Average Hours Per Week	40 (51)	40 (63)	41 (85)
Employed Full Time	51	63	85
Employed Part Time	116	97	52
Range of Hours Per Week	35 - 80	35 - 80	35 - 72

\*\*\* of those available for employment (number responding minus those not in the labor market)

( ) = number of graduates responding

**Note:** This 6 to 12 week program is offered by FVTC at various locations throughout the district including high schools and area health care agencies. Graduates often continue their education in health related programs.

<b>Job listed in Wisconsin TechConnect</b>	Full-time	Part-time
FVTC District (5 counties):	601	1,396
New North (FVTC 5 counties + 13 Northeast WI counties):	974	1,916
Wisconsin:	3,240	5,596

### Actual positions held by 2016 graduates:

Caregiver, Clarity Care, Oshkosh, WI  
 Caregiver, Matthews Senior Living, Neenah, WI  
 Caregiver, Senior Helpers, Appleton, WI  
 Caregiver, Willow Lane Assisted Living, Appleton, WI  
 Clinical Assistant, NeuroSpine, Appleton, WI  
 Clinical Technician, ThedaCare, Inc., Appleton, WI  
 Direct Support Provider, Clarity Care, Oshkosh, WI (2)  
 Health Coach, ThedaCare, Inc., Appleton, WI  
 Personal Care Worker, Almost Family, Menasha, WI  
 Program Instructor, Lutheran Social Services, Green Bay, WI  
 Receptionist, Refine MD LLC, Menasha, WI  
 Resident Assistant, Libby's House, Chilton, WI  
 Resident Associate, The Legacy, Waupaca, WI  
 Certified Nursing Assistant, Arborview Manor, Oshkosh, WI  
 Certified Nursing Assistant, Aurora Health Care, Green Bay, WI  
 Certified Nursing Assistant, Brewster Village, Appleton, WI  
 Certified Nursing Assistant, Brillion West Haven, Brillion, WI  
 Certified Nursing Assistant, Century Ridge, Inc., Chilton, WI  
 Certified Nursing Assistant, Eden Rehabilitation Suites and Green House, Oshkosh, WI  
 Certified Nursing Assistant, Froedtert Hospital, Milwaukee, WI  
 Certified Nursing Assistant, Manawa Community Nursing Center, Manawa, WI  
 Certified Nursing Assistant, Oakridge Gardens Rehabilitation & Memory Center, Menasha, WI  
 Certified Nursing Assistant, Preferred Home Health Care, Menasha, WI  
 Certified Nursing Assistant, Rennes Health & Rehabilitation Center, De Pere, WI  
 Certified Nursing Assistant, St. Paul Elder Services, Kaukauna, WI  
 Certified Nursing Assistant, The Bridges of Appleton, Appleton, WI  
 Certified Nursing Assistant, ThedaCare, Inc., Appleton, WI (7)  
 Certified Nursing Assistant, Valley VNA Senior Services, Neenah, WI

*Note: Salary and work hours are computed from records of respondents working 35 or more hours per week in a job related to their training.*

Fox Valley Technical College: 2017 Graduate Employment Research Report of 2015-16 Graduates

# Nursing, Practical

315431

Technical Diploma

*Official Title: Practical Nursing*

	<b>Class of 2016 6 Months After Graduation</b>	<b>Class of 2011* 6 Months After Graduation</b>	<b>Class of 2011* 5 Years After Graduation</b>
Total Number of Graduates	80	43	46
Number Responding	50	34	24
Total Employed	36	28	24
Percent Employed***	97%	93%	100%
Related Employment	34	27	22
Unrelated Employment	2	1	2
Seeking Employment	1	2	-
Not in Labor Market	13	4	-
Employed in the District	<b>31 of 36</b>	20 of 28	15 of 24
Median Annual Salary	<b>36,400</b>	35,100	41,600
Average Annual Salary	<b>37,327 (20)</b>	35,254 (12)	45,446 (15)
Range of Annual Salary	<b>28,371 - 60,000</b>	25,771 - 48,880	38,272 - 80,000
Average Hourly Rate	<b>17.95 (20)</b>	16.95 (12)	21.85 (15)
Average Hours Per Week	<b>40 (21)</b>	39 (15)	39 (16)
Employed Full Time	21	15	16
Employed Part Time	13	12	6
Range of Hours Per Week	<b>35 - 52</b>	35 - 48	36 - 40

\*\*\* of those available for employment (number responding minus those not in the labor market)

( ) = number of graduates responding

\*Variations in state reporting impacts graduate counts.

**Note:** Graduates are required to pass a national licensing examination in order to work as a Licensed Practical Nurse.

<b>Job listed in Wisconsin TechConnect</b>	Full-time	Part-time
FVTC District (5 counties):	55	76
New North (FVTC 5 counties + 13 Northeast WI counties):	137	175
Wisconsin:	386	478

**Actual positions held by 2016 graduates:**

- Certified Medical Assistant, Grifols Biomat USA, Menasha, WI
- Clinical Nurse, Affinity Medical Group, Appleton, WI
- Licensed Practical Nurse, Affinity Medical Group, Appleton, WI
- Licensed Practical Nurse, Agnesian HealthCare, Fond du Lac, WI
- Licensed Practical Nurse, Ascension Health, Neenah, WI
- Licensed Practical Nurse, Atrium Post Acute Care, Appleton, WI
- Licensed Practical Nurse, Atrium Post Acute Care, Neenah, WI
- Licensed Practical Nurse, Aurora Health Care, Neenah, WI
- Licensed Practical Nurse, Aurora Health Care, Oshkosh, WI
- Licensed Practical Nurse, Heritage Park Care Center, Roy, UT
- Licensed Practical Nurse, Iola Living Assistance, Iola, WI
- Licensed Practical Nurse, Milwaukee County Jail, Milwaukee, WI
- Licensed Practical Nurse, St. Elizabeth Hospital, Appleton, WI
- Licensed Practical Nurse, St. Joseph Residence, New London, WI
- Licensed Practical Nurse, ThedaCare, Inc., Menasha, WI
- Licensed Practical Nurse, ThedaCare, Inc., Neenah, WI (2)
- Licensed Practical Nurse, Touchmark, Appleton, WI
- Licensed Practical Nurse, Wisconsin Veterans Home, King, WI
- LPN Floor Nurse, Christian Home and Rehabilitation Center, Inc., Waupun, WI

*Note: Salary and work hours are computed from records of respondents working 35 or more hours per week in a job related to their training.*

Fox Valley Technical College: 2017 Graduate Employment Research Report of 2015-16 Graduates

# Occupational Therapy Assistant

105141

Associate in Applied Science Degree

	<b>Class of 2016 6 Months After Graduation</b>	<b>Class of 2011 6 Months After Graduation</b>	<b>Class of 2011 5 Years After Graduation</b>
Total Number of Graduates	27	26	26
Number Responding	21	23	15
Total Employed	14	19	13
Percent Employed***	78%	83%	100%
Related Employment	14	14	12
Unrelated Employment	-	5	1
Seeking Employment	4	4	-
Not in Labor Market	3	-	2
Employed in the District	6 of 14	8 of 19	9 of 13
Median Annual Salary	39,520	36,400	43,160
Average Annual Salary	35,226 (7)	32,641 (10)	46,225 (8)
Range of Annual Salary	23,920 - 43,680	21,320 - 45,760	25,126 - 72,800
Average Hourly Rate	16.94 (7)	15.69 (10)	22.22 (8)
Average Hours Per Week	38 (8)	39 (12)	39 (9)
Employed Full Time	8	12	9
Employed Part Time	6	2	3
Range of Hours Per Week	35 - 45	35 - 42	35 - 45

\*\*\* of those available for employment (number responding minus those not in the labor market)

( ) = number of graduates responding

<b>Job listed in Wisconsin TechConnect</b>	Full-time	Part-time
FVTC District (5 counties):	6	17
New North (FVTC 5 counties + 13 Northeast WI counties):	11	18
Wisconsin:	36	64

**Actual positions held by 2016 graduates:**

- Activity Director, Atrium Post Acute Care, Shawano, WI
- Adult Service Supervisor, Lakeside Packaging Plus, Neenah, WI
- Certified Occupational Therapy Assistant, OSF Healthcare System, Escanaba, MI
- COTA, Fond du Lac School District, Fond du Lac, WI
- COTA, Holy Family Memorial Home Health Care, Manitowoc, WI
- Occupational Therapy Assistant, Rennes Health & Rehabilitation Center, Weston, WI
- Program Specialist, Curative Connections, Green Bay, WI
- Wellness Coordinator, Valley VNA Senior Services, Neenah, WI

*Note: Salary and work hours are computed from records of respondents working 35 or more hours per week in a job related to their training.*

# Office Assistant

311061  
Technical Diploma

	<b>Class of 2016 6 Months After Graduation</b>	<b>Class of 2011 6 Months After Graduation</b>	<b>Class of 2011 5 Years After Graduation</b>
Total Number of Graduates	14	29	29
Number Responding	13	27	18
Total Employed	8	18	10
Percent Employed***	80%	72%	100%
Related Employment	6	10	9
Unrelated Employment	2	8	1
Seeking Employment	2	7	-
Not in Labor Market	3	2	8
Employed in the District	7 of 8	15 of 18	10 of 10
Median Annual Salary	-	22,880	29,640
Average Annual Salary	-	22,766 (6)	33,684 (5)
Range of Annual Salary	-	17,680 - 27,560	23,920 - 56,160
Average Hourly Rate	-	10.94 (6)	16.19 (5)
Average Hours Per Week	-	40 (8)	42 (7)
Employed Full Time	2	8	7
Employed Part Time	4	2	2
Range of Hours Per Week	38 - 40	40 - 40	40 - 55

\*\*\* of those available for employment (number responding minus those not in the labor market)  
( ) = number of graduates responding

<b>Job listed in Wisconsin TechConnect</b>	Full-time	Part-time
FVTC District (5 counties):	325	98
New North (FVTC 5 counties + 13 Northeast WI counties):	540	174
Wisconsin:	769	273

**Actual positions held by 2016 graduates:**

Clerical Assistant, Menn Law Firm, Appleton, WI  
Team Coordinator, Recover Health, Waupaca, WI

*Note: Salary and work hours are computed from records of respondents working 35 or more hours per week in a job related to their training.*



# Outdoor Power Equipment Technician

314613  
Technical Diploma

	<b>Class of 2016 6 Months After Graduation</b>	<b>Class of 2011* 6 Months After Graduation</b>	<b>Class of 2011* 5 Years After Graduation</b>
Total Number of Graduates	5	19	20
Number Responding	3	16	12
Total Employed	2	9	8
Percent Employed***	100%	82%	89%
Related Employment	2	7	5
Unrelated Employment	-	2	3
Seeking Employment	-	2	1
Not in Labor Market	1	5	3
Employed in the District	2 of 2	6 of 9	6 of 8
Median Annual Salary	-	20,800	27,460
Average Annual Salary	-	22,395 (6)	27,250 (4)
Range of Annual Salary	-	16,640 - 31,200	20,800 - 33,280
Average Hourly Rate	-	10.77 (6)	13.10 (4)
Average Hours Per Week	-	40 (6)	41 (5)
Employed Full Time	1	6	5
Employed Part Time	1	1	-
Range of Hours Per Week	-	40 - 40	40 - 45

\*\*\* of those available for employment (number responding minus those not in the labor market)

( ) = number of graduates responding

\*Variations in state reporting impacts graduate counts.

<b>Job listed in Wisconsin TechConnect</b>	Full-time	Part-time
FVTC District (5 counties):	3	1
New North (FVTC 5 counties + 13 Northeast WI counties):	8	1
Wisconsin:	44	6

**Actual positions held by 2016 graduates:**

Assembler, Miller Electric Manufacturing Co., Appleton, WI

*Note: Salary and work hours are computed from records of respondents working 35 or more hours per week in a job related to their training.*

# Paralegal

101101  
Associate in Applied Science Degree

	<b>Class of 2016 6 Months After Graduation</b>	<i>Class of 2011 6 Months After Graduation</i>	<i>Class of 2011 5 Years After Graduation</i>
Total Number of Graduates	<b>20</b>		
Number Responding	<b>13</b>		
Total Employed	<b>9</b>		
Percent Employed***	<b>82%</b>		
Related Employment	<b>8</b>		
Unrelated Employment	<b>1</b>		
Seeking Employment	<b>2</b>		
Not in Labor Market	<b>2</b>		
Employed in the District	<b>8 of 9</b>		
Median Annual Salary	<b>33,571</b>		
Average Annual Salary	<b>33,229 (7)</b>		
Range of Annual Salary	<b>28,080 - 38,480</b>		
Average Hourly Rate	<b>15.98 (7)</b>		
Average Hours Per Week	<b>40 (8)</b>		
Employed Full Time	<b>8</b>		
Employed Part Time	<b>-</b>		
Range of Hours Per Week	<b>36 - 45</b>		

*Data not available.  
Program formerly shared with  
Northeast Wisconsin  
Technical College (NWTC)*

\*\*\* of those available for employment (number responding minus those not in the labor market)  
( ) = number of graduates responding

<b>Job listed in Wisconsin TechConnect</b>	Full-time	Part-time
FVTC District (5 counties):	22	12
New North (FVTC 5 counties + 13 Northeast WI counties):	50	26
Wisconsin:	150	66

### Actual positions held by 2016 graduates:

Contract Specialist, HSHS St. Vincent Hospital, Green Bay, WI  
Deputy Clerk of Courts, Outagamie County, Appleton, WI  
Deputy Register in Probate, Waupaca County Courthouse, Waupaca, WI  
Family Law Paralegal, Stillings, Buchinger & Been LLC, Neenah, WI  
Legal Assistant, Herrling Clark Law Firm, Appleton, WI  
Paralegal, Bollenbeck Fyfe, Appleton, WI  
Paralegal, Menn Law Firm, Ltd., Appleton, WI  
Paralegal, Thrivent Financial, Appleton, WI

*Note: Salary and work hours are computed from records of respondents working 35 or more hours per week in a job related to their training.*

Fox Valley Technical College: 2017 Graduate Employment Research Report of 2015-16 Graduates

# Paramedic Technician

105311

Associate in Applied Science Degree

	<b>Class of 2016 6 Months After Graduation</b>	<b>Class of 2011 6 Months After Graduation</b>	<b>Class of 2011 5 Years After Graduation</b>
Total Number of Graduates	1	5	5
Number Responding	1	4	3
Total Employed	1	2	3
Percent Employed***	100%	100%	100%
Related Employment	1	2	3
Unrelated Employment	-	-	-
Seeking Employment	-	-	-
Not in Labor Market	-	2	-
Employed in the District	1 of 1	2 of 2	3 of 3
Median Annual Salary	-	-	-
Average Annual Salary	-	-	50,387 (3)
Range of Annual Salary	-	-	32,760 - 62,400
Average Hourly Rate	-	-	24.22 (3)
Average Hours Per Week	-	-	48 (3)
Employed Full Time	-	2	3
Employed Part Time	1	-	-
Range of Hours Per Week	-	36 - 56	40 - 56

\*\*\* of those available for employment (number responding minus those not in the labor market)

( ) = number of graduates responding

<b>Job listed in Wisconsin TechConnect</b>	Full-time	Part-time
FVTC District (5 counties):	1	2
New North (FVTC 5 counties + 13 Northeast WI counties):	5	2
Wisconsin:	26	16

**Actual positions held by 2016 graduates:**

*Note: Salary and work hours are computed from records of respondents working 35 or more hours per week in a job related to their training.*

Fox Valley Technical College: 2017 Graduate Employment Research Report of 2015-16 Graduates

# Precision Agriculture Technician

310067  
Technical Diploma

	<b>Class of 2016 6 Months After Graduation</b>	<i>Class of 2011 6 Months After Graduation</i>	<i>Class of 2011 5 Years After Graduation</i>
Total Number of Graduates	3		
Number Responding	3		
Total Employed	1		
Percent Employed***	100%		
Related Employment	1		
Unrelated Employment	-		
Seeking Employment	-		
Not in Labor Market	2		
Employed in the District	-	<i>This program had no graduates in 2010-11</i>	
Median Annual Salary	-		
Average Annual Salary	-		
Range of Annual Salary	-		
Average Hourly Rate	-		
Average Hours Per Week	-		
Employed Full Time	1		
Employed Part Time	-		
Range of Hours Per Week	-		

\*\*\* of those available for employment (number responding minus those not in the labor market)  
( ) = number of graduates responding

<b>Job listed in Wisconsin TechConnect</b>	Full-time	Part-time
FVTC District (5 counties):	0	0
New North (FVTC 5 counties + 13 Northeast WI counties):	0	0
Wisconsin:	9	0

**Actual positions held by 2016 graduates:**

*Note: Salary and work hours are computed from records of respondents working 35 or more hours per week in a job related to their training.*

Fox Valley Technical College: 2017 Graduate Employment Research Report of 2015-16 Graduates

# Professional Communications

106991

Associate in Applied Science Degree

Formerly: Technical Communications

	<b>Class of 2016 6 Months After Graduation</b>	<i>Class of 2011 6 Months After Graduation</i>	<i>Class of 2011 5 Years After Graduation</i>
Total Number of Graduates	8		
Number Responding	6		
Total Employed	3		
Percent Employed***	75%		
Related Employment	2		
Unrelated Employment	1		
Seeking Employment	1		
Not in Labor Market	2		
Employed in the District	3 of 3		
Median Annual Salary	-		
Average Annual Salary	-		
Range of Annual Salary	-		
Average Hourly Rate	-		
Average Hours Per Week	-		
Employed Full Time	2		
Employed Part Time	-		
Range of Hours Per Week	40 - 40		

*This program had insufficient  
graduate data for 2010-11*

\*\*\* of those available for employment (number responding minus those not in the labor market)

( ) = number of graduates responding

<b>Job listed in Wisconsin TechConnect</b>	Full-time	Part-time
FVTC District (5 counties):	23	11
New North (FVTC 5 counties + 13 Northeast WI counties):	34	12
Wisconsin:	51	24

### Actual positions held by 2016 graduates:

Marketing Assistant, YMCA, Neenah, WI

Onboarding Specialist, Guardian Life Insurance, Appleton, WI

*Note: Salary and work hours are computed from records of respondents working 35 or more hours per week in a job related to their training.*

Fox Valley Technical College: 2017 Graduate Employment Research Report of 2015-16 Graduates

# Safety Engineering Technology

104493

Associate in Applied Science Degree

	<b>Class of 2016 6 Months After Graduation</b>	<b>Class of 2011 6 Months After Graduation</b>	<b>Class of 2011 5 Years After Graduation</b>
Total Number of Graduates	4	3	3
Number Responding	4	2	-
Total Employed	3	1	-
Percent Employed***	75%	100%	-
Related Employment	2	-	-
Unrelated Employment	1	1	-
Seeking Employment	1	-	-
Not in Labor Market	-	1	-
Employed in the District	2 of 3	1 of 1	-
Median Annual Salary	-	-	-
Average Annual Salary	-	-	-
Range of Annual Salary	-	-	-
Average Hourly Rate	-	-	-
Average Hours Per Week	-	-	-
Employed Full Time	1	-	-
Employed Part Time	1	-	-
Range of Hours Per Week	-	-	-

\*\*\* of those available for employment (number responding minus those not in the labor market)

( ) = number of graduates responding

<b>Job listed in Wisconsin TechConnect</b>	Full-time	Part-time
FVTC District (5 counties):	9	2
New North (FVTC 5 counties + 13 Northeast WI counties):	13	3
Wisconsin:	20	4

**Actual positions held by 2016 graduates:**

Safety Manager & Senior Process Designer, Fusion Integrated Solutions, Green Bay, WI

*Note: Salary and work hours are computed from records of respondents working 35 or more hours per week in a job related to their training.*

# Security and Asset Protection

105043

Associate in Applied Science Degree

*Formerly: Homeland Security and Asset Protection Management*

	<b>Class of 2016 6 Months After Graduation</b>	<i>Class of 2011 6 Months After Graduation</i>	<i>Class of 2011 5 Years After Graduation</i>
Total Number of Graduates	<b>10</b>		
Number Responding	<b>9</b>		
Total Employed	<b>7</b>		
Percent Employed***	<b>100%</b>		
Related Employment	<b>3</b>		
Unrelated Employment	<b>4</b>		
Seeking Employment	<b>-</b>		
Not in Labor Market	<b>2</b>		
Employed in the District	<b>2 of 7</b>		<i>This program had no graduates in 2010-11</i>
Median Annual Salary	<b>-</b>		
Average Annual Salary	<b>-</b>		
Range of Annual Salary	<b>-</b>		
Average Hourly Rate	<b>-</b>		
Average Hours Per Week	<b>-</b>		
Employed Full Time	<b>2</b>		
Employed Part Time	<b>1</b>		
Range of Hours Per Week	<b>40 - 40</b>		

\*\*\* of those available for employment (number responding minus those not in the labor market)

( ) = number of graduates responding

<b>Job listed in Wisconsin TechConnect</b>	Full-time	Part-time
FVTC District (5 counties):	34	63
New North (FVTC 5 counties + 13 Northeast WI counties):	40	88
Wisconsin:	104	152

**Actual positions held by 2016 graduates:**

Police Officer, Menominee Tribal Police, Keshena, WI  
 Security, Schneider National, Green Bay, WI

*Note: Salary and work hours are computed from records of respondents working 35 or more hours per week in a job related to their training.*

# Supply Chain Management

101821  
Associate in Applied Science Degree

	<b>Class of 2016 6 Months After Graduation</b>	<i>Class of 2011 6 Months After Graduation</i>	<i>Class of 2011 5 Years After Graduation</i>
Total Number of Graduates	8		
Number Responding	6		
Total Employed	3		
Percent Employed***	75%		
Related Employment	2		
Unrelated Employment	1		
Seeking Employment	1		
Not in Labor Market	2		
Employed in the District	3 of 3		
Median Annual Salary	-		
Average Annual Salary	-		
Range of Annual Salary	-		
Average Hourly Rate	-		
Average Hours Per Week	-		
Employed Full Time	2		
Employed Part Time	-		
Range of Hours Per Week	45 - 50		

*This program had  
no graduates in 2010-11*

\*\*\* of those available for employment (number responding minus those not in the labor market)  
( ) = number of graduates responding

<b>Job listed in Wisconsin TechConnect</b>	Full-time	Part-time
FVTC District (5 counties):	99	17
New North (FVTC 5 counties + 13 Northeast WI counties):	225	69
Wisconsin:	355	84

### Actual positions held by 2016 graduates:

Area Operations Manager, Oshkosh Corporation, Oshkosh, WI  
Purchasing Coordinator/CS Supervisor, Centerline Machine LLC, Waupaca, WI

*Note: Salary and work hours are computed from records of respondents working 35 or more hours per week in a job related to their training.*

Fox Valley Technical College: 2017 Graduate Employment Research Report of 2015-16 Graduates



# Technical Studies-Journeyworker

104995

Associate in Applied Science Degree

	<b>Class of 2016 6 Months After Graduation</b>	<b>Class of 2011 6 Months After Graduation</b>	<b>Class of 2011 5 Years After Graduation</b>
Total Number of Graduates	5	3	3
Number Responding	5	2	2
Total Employed	4	2	2
Percent Employed***	100%	100%	100%
Related Employment	4	2	2
Unrelated Employment	-	-	-
Seeking Employment	-	-	-
Not in Labor Market	1	-	-
Employed in the District	2 of 4	1 of 2	2 of 2
Median Annual Salary	62,643	-	-
Average Annual Salary	60,158 (4)	-	-
Range of Annual Salary	31,346 - 84,000	-	-
Average Hourly Rate	28.92 (4)	-	-
Average Hours Per Week	44 (4)	-	-
Employed Full Time	4	1	2
Employed Part Time	-	1	-
Range of Hours Per Week	40 - 50	-	36 - 60

\*\*\* of those available for employment (number responding minus those not in the labor market)

( ) = number of graduates responding

## Actual positions held by 2016 graduates:

Certified Welding Inspector, EnPro Industries Co., Beloit, WI

Construction Inspector, State of Arkansas, Little Rock, AR

Electrical Instructor, Fox Valley Technical College, Appleton, WI

Technical Training Consultant, Faith Technologies, Inc., Neenah, WI

Note: Salary and work hours are computed from records of respondents working 35 or more hours per week in a job related to their training.

Fox Valley Technical College: 2017 Graduate Employment Research Report of 2015-16 Graduates

# Truck Driving

304581  
Technical Diploma

	<b>Class of 2016 6 Months After Graduation</b>	<b>Class of 2011* 6 Months After Graduation</b>	<b>Class of 2011* 5 Years After Graduation</b>
Total Number of Graduates	157	147	146
Number Responding	103	102	66
Total Employed	94	81	49
Percent Employed***	96%	88%	91%
Related Employment	86	64	36
Unrelated Employment	8	17	13
Seeking Employment	4	11	5
Not in Labor Market	5	10	12
Employed in the District	30 of 94	39 of 81	18 of 49
Median Annual Salary	41,600	31,200	45,760
Average Annual Salary	46,364 (72)	32,505 (41)	46,896 (22)
Range of Annual Salary	25,000 - 100,000	16,000 - 60,000	27,040 - 80,000
Average Hourly Rate	22.29 (72)	15.63 (41)	22.55 (22)
Average Hours Per Week	55 (79)	50 (56)	53 (30)
Employed Full Time	79	56	30
Employed Part Time	7	8	6
Range of Hours Per Week	35 - 80	35 - 70	40 - 80

\*\*\* of those available for employment (number responding minus those not in the labor market)

( ) = number of graduates responding

\*Variations in state reporting impacts graduate counts.

<b>Job listed in Wisconsin TechConnect</b>	Full-time	Part-time
FVTC District (5 counties):	226	39
New North (FVTC 5 counties + 13 Northeast WI counties):	416	53
Wisconsin:	1,190	155

## Actual positions held by 2016 graduates:

Cement Truck Driver, Lycon, Inc., Wautoma, WI  
 Class A Truck Driver, N & M Transfer Co., Inc., Neenah, WI  
 Delivery Driver, Reinhart Foodservice L.L.C., Shawano, WI  
 Driver, Hilker Trucking Inc., New London, WI  
 Driver, Schneider National, Green Bay, WI  
 Heavy Vehicle Operator/Laborer, Peters Concrete Company, Green Bay, WI  
 Long Haul Driver, Quad Graphics, Sussex, WI  
 OTR Driver, Werner Enterprises, Omaha, NE  
 Owner/Operator, Eagle Feather Trucking, Oneida, WI  
 Ready Mix Driver, Carew Concrete, Green Bay, WI  
 Shuttle Driver, Paper Transport, Inc., Green Bay, WI  
 Team Truck Driver, V & S Midwest Carriers Corporation, Kaukauna, WI  
 Truck Driver - Class B, Harter's Fox Valley Disposal, Wittenberg, WI  
 Truck Driver, Badger State Auto Auction, Fond du Lac, WI  
 Truck Driver, Contract Transport Services, Green Bay, WI (3)  
 Truck Driver, Graef Transportation, Lena, WI  
 Truck Driver, H.O. Wolding, Inc., Amherst, WI  
 Truck Driver, Hielke Trucking LLC, Ripon, WI  
 Truck Driver, Kruepke Trucking, Inc., Jackson, WI  
 Truck Driver, Legacy Express LLC, Fond du Lac, WI  
 Truck Driver, Manitowoc Disposal, Manitowoc, WI  
 Truck Driver, Primary Transportation Services, Brillion, WI  
 Truck Driver, Quality Paint and Coating, Oshkosh, WI  
 Truck Driver, Roehl Transport, Marshfield, WI  
 Truck Driver, Swift, Appleton, WI  
 Truck Driver, V & S Midwest Carriers Corporation, Kaukauna, WI (3)  
 Truck Driver, Warehouse Specialists LLC, Neenah, WI  
 Truck Driver, Waste Management, Green Bay, WI  
 Truck Driver, WEL Companies, De Pere, WI (2)

Note: Salary and work hours are computed from records of respondents working 35 or more hours per week in a job related to their training.

Fox Valley Technical College: 2017 Graduate Employment Research Report of 2015-16 Graduates

# Vehicle Refinishing & Repair Technology

104053  
Associate in Applied Science Degree

	<b>Class of 2016 6 Months After Graduation</b>	<b>Class of 2011* 6 Months After Graduation</b>	<b>Class of 2011* 5 Years After Graduation</b>
Total Number of Graduates	5	8	9
Number Responding	3	6	3
Total Employed	3	6	3
Percent Employed***	100%	100%	100%
Related Employment	3	6	1
Unrelated Employment	-	-	2
Seeking Employment	-	-	-
Not in Labor Market	-	-	-
Employed in the District	1 of 3	4 of 6	3 of 3
Median Annual Salary	-	31,200	-
Average Annual Salary	37,440 (3)	29,583 (4)	-
Range of Annual Salary	33,280 - 41,600	21,840 - 34,091	-
Average Hourly Rate	18.00 (3)	14.22 (4)	-
Average Hours Per Week	47 (3)	41 (6)	-
Employed Full Time	3	6	1
Employed Part Time	-	-	-
Range of Hours Per Week	40 - 60	40 - 45	-

\*\*\* of those available for employment (number responding minus those not in the labor market)

( ) = number of graduates responding

\*Variations in state reporting impacts graduate counts.

<b>Job listed in Wisconsin TechConnect</b>	Full-time	Part-time
FVTC District (5 counties):	58	7
New North (FVTC 5 counties + 13 Northeast WI counties):	60	8
Wisconsin:	68	8

**Actual positions held by 2016 graduates:**

- Auto Body Technician, Paint One, Greenville, WI
- Auto Collision Repair Technician, Millhouse Auto Body, Kenosha, WI
- Auto Body Technician, Fury Motors, St. Paul, MN

*Note: Salary and work hours are computed from records of respondents working 35 or more hours per week in a job related to their training.*

# Welding Technology, Industrial

106211

Associate in Applied Science Degree

*Formerly: Welding Technician, Industrial*

*Official Title: Industrial Welding Technology*

	<b>Class of 2016 6 Months After Graduation</b>	<b>Class of 2011 6 Months After Graduation</b>	<b>Class of 2011 5 Years After Graduation</b>
Total Number of Graduates	19	6	6
Number Responding	11	6	5
Total Employed	9	5	4
Percent Employed***	90%	100%	100%
Related Employment	9	5	2
Unrelated Employment	-	-	2
Seeking Employment	1	-	-
Not in Labor Market	1	1	1
Employed in the District	5 of 9	4 of 5	2 of 4
Median Annual Salary	35,100	31,460	-
Average Annual Salary	40,778 (8)	30,550 (4)	-
Range of Annual Salary	26,312 - 62,000	26,000 - 33,280	-
Average Hourly Rate	19.60 (8)	14.69 (4)	-
Average Hours Per Week	46 (8)	45 (5)	-
Employed Full Time	8	5	2
Employed Part Time	1	-	-
Range of Hours Per Week	40 - 60	40 - 56	40 - 60

\*\*\* of those available for employment (number responding minus those not in the labor market)

( ) = number of graduates responding

<b>Job listed in Wisconsin TechConnect</b>	Full-time	Part-time
FVTC District (5 counties):	125	3
New North (FVTC 5 counties + 13 Northeast WI counties):	125	3
Wisconsin:	142	3

**Actual positions held by 2016 graduates:**

- Certified Welding Inspector, EnPro Industries, Beloit, WI
- Continuous Improvement Technician, Performance Welding, Little Chute, WI
- Metal Fabricator, SMC Metal Fabricators, Oshkosh, WI
- Pre-apprentice, Bassett Mechanical, Kaukauna, WI
- Welder, Fox Valley Metal Tech, Green Bay, WI
- Welder, Pierce Manufacturing, Appleton, WI
- Welder/Fabricator, Stainless & Repair Inc., Marshfield, WI
- Welding Instructor, Pellissippi State Community College, Knoxville, TN

*Note: Salary and work hours are computed from records of respondents working 35 or more hours per week in a job related to their training.*

# Welding, Production

304421

Technical Diploma

*Official Title: Production Welding*

	<b>Class of 2016 6 Months After Graduation</b>	<b>Class of 2011* 6 Months After Graduation</b>	<b>Class of 2011* 5 Years After Graduation</b>
Total Number of Graduates	73	19	20
Number Responding	56	14	10
Total Employed	31	11	6
Percent Employed***	94%	85%	86%
Related Employment	22	8	5
Unrelated Employment	9	3	1
Seeking Employment	2	2	1
Not in Labor Market	23	1	3
Employed in the District	25 of 31	8 of 11	6 of 6
Median Annual Salary	31,200	31,980	-
Average Annual Salary	33,955 (13)	32,552 (6)	45,752 (3)
Range of Annual Salary	27,040 - 52,000	22,880 - 49,712	40,560 - 50,000
Average Hourly Rate	16.32 (13)	15.65 (6)	22.00 (3)
Average Hours Per Week	43 (16)	40 (8)	43 (3)
Employed Full Time	16	8	3
Employed Part Time	6	-	2
Range of Hours Per Week	36 - 50	40 - 40	36 - 48

\*\*\* of those available for employment (number responding minus those not in the labor market)

( ) = number of graduates responding

\*Variations in state reporting impacts graduate counts.

<b>Job listed in Wisconsin TechConnect</b>	Full-time	Part-time
FVTC District (5 counties):	96	3
New North (FVTC 5 counties + 13 Northeast WI counties):	97	3
Wisconsin:	113	3

### Actual positions held by 2016 graduates:

Production Welder, Pierce Manufacturing, Appleton, WI  
 Welder, Lapham Hickey Steel Corp., Oshkosh, WI  
 Welder, Marvin Metals, Waupaca, WI  
 Welder, Master Fleet, Neenah, WI  
 Welder, Mayville Engineering Co., Inc., Wautoma, WI  
 Welder, Pierce Manufacturing, Appleton, WI (3)  
 Welder, Piping Systems, Inc., Hortonville, WI  
 Welder, Quality Custom Metal Fabrication, Inc., Neenah, WI  
 Welder, RJ Albright, Inc., Oshkosh, WI  
 Welder/Fabricator, Custom Fabricating Specialists, Appleton, WI  
 Welder/Fabricator, Jones Sign Company, Inc., Hobart, WI

*Note: Salary and work hours are computed from records of respondents working 35 or more hours per week in a job related to their training.*

# Welding/Metal Fabrication

314571

Technical Diploma

*Official Title: Metal Fabrication/Welding*

	<b>Class of 2016 6 Months After Graduation</b>	<b>Class of 2011* 6 Months After Graduation</b>	<b>Class of 2011* 5 Years After Graduation</b>
Total Number of Graduates	49	31	35
Number Responding	35	24	17
Total Employed	24	18	16
Percent Employed***	96%	86%	100%
Related Employment	20	15	10
Unrelated Employment	4	3	6
Seeking Employment	1	3	-
Not in Labor Market	10	3	1
Employed in the District	19 of 24	17 of 18	10 of 16
Median Annual Salary	35,360	32,000	40,560
Average Annual Salary	36,269 (11)	35,763 (11)	45,882 (9)
Range of Annual Salary	24,960 - 50,960	20,800 - 60,000	31,200 - 66,560
Average Hourly Rate	17.44 (11)	17.19 (11)	22.06 (9)
Average Hours Per Week	43 (14)	42 (15)	43 (10)
Employed Full Time	14	15	10
Employed Part Time	6	-	-
Range of Hours Per Week	40 - 60	40 - 50	40 - 50

\*\*\* of those available for employment (number responding minus those not in the labor market)

( ) = number of graduates responding

\*Variations in state reporting impacts graduate counts.

<b>Job listed in Wisconsin TechConnect</b>	Full-time	Part-time
FVTC District (5 counties):	90	0
New North (FVTC 5 counties + 13 Northeast WI counties):	90	0
Wisconsin:	151	7

### Actual positions held by 2016 graduates:

Production Welder, Manitowoc Cranes, Manitowoc, WI  
 Service Manager, Family Business, Oshkosh, WI  
 TIG Welder, Arrowhead Conveyor Corporation, Oshkosh, WI  
 Trailer Technician, Quality Truck Care, Oshkosh, WI  
 Welder, Mayville Engineering Co., Inc., Wautoma, WI  
 Welder, Oshkosh Corporation, Oshkosh, WI (2)  
 Welder, Pierce Manufacturing, Appleton, WI (2)  
 Welder/Fabricator, American Finishing Resources, Chilton, WI  
 Welder/Fabricator, Custom Fabricating Specialists, Appleton, WI  
 Welder/Fabricator, Jones Sign Company, Inc., Hobart, WI  
 Welder/Fabricator, Pierce Manufacturing, Appleton, WI

*Note: Salary and work hours are computed from records of respondents working 35 or more hours per week in a job related to their training.*

# Wood Manufacturing Technology

314093  
Technical Diploma

	<b>Class of 2016 6 Months After Graduation</b>	<b>Class of 2011* 6 Months After Graduation</b>	<b>Class of 2011* 5 Years After Graduation</b>
Total Number of Graduates	6	12	14
Number Responding	4	10	8
Total Employed	3	9	6
Percent Employed***	100%	90%	100%
Related Employment	2	3	2
Unrelated Employment	1	6	4
Seeking Employment	-	1	-
Not in Labor Market	1	-	2
Employed in the District	3 of 3	4 of 9	5 of 6
Median Annual Salary	-	-	-
Average Annual Salary	-	-	-
Range of Annual Salary	-	-	-
Average Hourly Rate	-	-	-
Average Hours Per Week	-	42 (3)	-
Employed Full Time	2	3	2
Employed Part Time	-	-	-
Range of Hours Per Week	45 - 50	40 - 46	40 - 50

\*\*\* of those available for employment (number responding minus those not in the labor market)

( ) = number of graduates responding

\*Variations in state reporting impacts graduate counts.

<b>Job listed in Wisconsin TechConnect</b>	Full-time	Part-time
FVTC District (5 counties):	34	4
New North (FVTC 5 counties + 13 Northeast WI counties):	43	4
Wisconsin:	48	7

### Actual positions held by 2016 graduates:

Carpenter, Timber Innovations LLC, Kimberly, WI  
Door Assembler, Millwork Distributors, Oshkosh, WI

Note: Salary and work hours are computed from records of respondents working 35 or more hours per week in a job related to their training.

Fox Valley Technical College: 2017 Graduate Employment Research Report of 2015-16 Graduates

# Court Reporting

101702

Associate in Applied Science Degree

*Formerly: 101061 - Judicial Reporting*

*SHARED PROGRAM - Lakeshore Technical College (LTC)*

	<b>Class of 2016 6 Months After Graduation</b>	<i>Class of 2011 6 Months After Graduation</i>	<i>Class of 2011 5 Years After Graduation</i>
Total Number of Graduates	8		
Number Responding	5		
Total Employed	5		
Percent Employed***	100%		
Related Employment	5		
Unrelated Employment	-		
Seeking Employment	-		
Not in Labor Market	-		
Employed in the District	1 of 5		
Median Annual Salary	45,835		
Average Annual Salary	49,168		
Range of Annual Salary	40,000 – 65,000		
Average Hourly Rate	22.04		
Average Hours Per Week	42		
Employed Full Time	4		
Employed Part Time	1		

*This program had  
no graduates in 2010-11*

\*\*\* of those available for employment (number responding minus those not in the labor market)

*Note: Salary and work hours are computed from records of respondents working 35 or more hours per week in a job related to their training.*

Fox Valley Technical College: 2017 Graduate Employment Research Report of 2015-16 Graduates



# Pharmacy Technician

315361

Technical Diploma

*SHARED PROGRAM - Lakeshore Technical College (LTC)*

	<b>Class of 2016 6 Months After Graduation</b>	<b>Class of 2011 6 Months After Graduation</b>	<b>Class of 2011 5 Years After Graduation</b>
Total Number of Graduates	25	44	
Number Responding	14	34	
Total Employed	14	21	
Percent Employed***	100%	75%	
Related Employment	9	18	
Unrelated Employment	5	3	
Seeking Employment	-	7	
Not in Labor Market	-	6	
Employed in the District	2 of 14	17 of 21	<i>Data not available</i>
Median Annual Salary	29,118	29,961	
Average Annual Salary	31,489	-	
Range of Annual Salary	22,878 – 47,316	17,500 – 38,500	
Average Hourly Rate	13.19	12.64	
Average Hours Per Week	46	-	
Employed Full Time	5	-	
Employed Part Time	4	-	

\*\*\* of those available for employment (number responding minus those not in the labor market)

<b>Job listed in Wisconsin TechConnect</b>	Full-time	Part-time
FVTC District (5 counties):	14	4
New North (FVTC 5 counties + 13 Northeast WI counties):	32	19
Wisconsin:	147	99

*Note: Salary and work hours are computed from records of respondents working 35 or more hours per week in a job related to their training.*

Fox Valley Technical College: 2017 Graduate Employment Research Report of 2015-16 Graduates

## Appendix A – 6-month Graduate Follow-up Survey Form

1. How do you feel about the education you received at FVTC?

- 1. Very Satisfied
- 2. Satisfied
- 3. Unsatisfied
- 4. Very Unsatisfied

2. What was your **primary** reason for attending FVTC?

- 1. Preparation for getting a job
- 2. Career Change
- 3. Improvement of existing job skills
- 4. Preparation for further education
- 5. Personal interest
- 6. Other: \_\_\_\_\_

3. Which **best** describes your present status?

- 1. **Employed** (including active military service)
  - a. Seeking employment related to FVTC degree.
  - b. Seeking employment unrelated to FVTC degree.  
If so, why? \_\_\_\_\_
- 2. **Not employed, but seeking**
  - a. Seeking employment related to FVTC degree.
  - b. Seeking employment unrelated to FVTC degree.  
If so, why? \_\_\_\_\_
- 3. **Student** not available for employment
  - a. Attending two year college  
at \_\_\_\_\_
  - b. Attending four year college  
at \_\_\_\_\_
- 4. **Family responsibilities**, not available for employment
- 5. **Disabled**, not available for employment
- 6. **Other**, not available for employment:  
\_\_\_\_\_

4. Please tell us how FVTC has helped you & give us your suggestions for improving the training & services we offer.

---



---



---



---

*Note: If you are currently employed, please continue with questions 5 thru 10.*

5. Please indicate when you started working in your present occupation.

- 1. Before enrolling at our college
- 2. While attending our college
- 3. After leaving our college

6. Is your job related to the education received at our college?     1. Yes     2. No

7. What is your present wage including commission, before deductions? Do not include overtime. (Please give one.)

\$ \_\_\_\_\_ Hour    \$ \_\_\_\_\_ Year

8. How many hours do you work during an average work week? \_\_\_\_\_ Hours

9. Please list the following job information:

\_\_\_\_\_  
Your Current Job Title

\_\_\_\_\_  
Name of your Employer/Company or firm

\_\_\_\_\_  
Street Address

\_\_\_\_\_  
City    State    Zip

May we contact your supervisor to obtain feedback on how FVTC is meeting the needs of employers?     No     Yes  
If Yes, please provide the following information:

\_\_\_\_\_  
Supervisor First Name                          Supervisor Last Name

(\_\_\_\_\_) \_\_\_\_\_  
Supervisor/Company phone number

\_\_\_\_\_  
Supervisor email address

## Appendix B – 5-year Longitudinal Follow-up Survey Form

1. How important was your technical education in beginning your career?
  - 1. Very Important
  - 2. Important
  - 3. Somewhat Important
  - 4. Not Important
  
2. How important is/was your technical education in your career advancement?
  - 1. Very Important
  - 2. Important
  - 3. Somewhat important
  - 4. Not Important
  
3. Would you recommend technical education to others entering your field?
  - 1. Definitely
  - 2. Maybe
  - 3. No
  
4. Since graduation from our college, have you taken any additional career-related courses?  
(check all that apply)
  - 1. Yes, at a Technical College
  - 2. Yes, at a College/University
  - 3. Yes, at \_\_\_\_\_
  
5. Since graduating from FVTC, what is the highest level of degree/diploma that you have received?
  - 1. Masters Degree
  - 2. Bachelors Degree
  - 3. Associate Degree
  - 4. Technical Diploma
  - 5. Certificate from a private business, industry, or organization
  - 6. No further schooling
  
6. How many jobs have you held since graduation?  
0 1 2 3 4 5 More than 5
  
7. How many jobs have you held that were related to your technical education program since graduation?  
0 1 2 3 4 5 More than 5
  
8. How many times have you been promoted or advanced in your career since graduation (excluding annual salary increases)?  
0 1 2 3 4 5 More than 5

9. Which one of the following best describes your present status?
  - 1. **Employed** (including active military service)
  - 2. Not employed, but **seeking**
  - 3. Not available for employment, **student**
  - 4. Not available for employment, **family responsibilities**
  - 5. Not available for employment, **disabled**
  - 6. Not available for employment, **other**

If you are **employed**, please continue with question 10, if not skip to question 12:

10. Please list the following job information:

\_\_\_\_\_   
 Job Title

\_\_\_\_\_   
 Name of Employer

\_\_\_\_\_   
 Employer City State

Are you self-employed?  1. Yes  2. No

Is your job related to the training you received at our college?  
 1. Yes  2. No

How many hours do you work in an average work week? \_\_\_\_\_

What is your present wage including commission, before deductions? Do not include overtime.

\$ \_\_\_\_\_ Hour \$ \_\_\_\_\_ Year  
(Enter hourly or annual salary)

11. If you are working in a job that is *not* related to your training, please indicate the reason (check one):

- 1. Worked previously in related job, but changed to advance
- 2. Found I enjoy another type of work more
- 3. Unable to find related job in my geographic area
- 4. Could earn more in another field of employment
- 5. Other, please specify: \_\_\_\_\_

12. Do you have any recommendations for improving the services or programs at FVTC?

\_\_\_\_\_

\_\_\_\_\_

\_\_\_\_\_

\_\_\_\_\_

\_\_\_\_\_